







Lausanne (SUI) 8 - 11 May 2008

RESULTS

Men's Juniors - Team Competition - All-Around And Qual. For Competition 3

FRI 9 MAY 2008 - 18:00







Rank	Bib	NOC Name							Total	Ind. Ran
1 GBR - Great Britain										
	66	KEATINGS Daniel	14.800	15.825	14.450	15.800	14.875	13.950	89.700	(1)
	67	PURVIS Daniel	14.650	14.300	14.475	15.725	14.550	13.900	87.600	(2)
	68	SEAGER Theo	14.625		13.025	15.850		13.850	57.350	(93)
	69	OLDHAM Sam	14.275	14.275	14.275	14.900	14.150	14.000	85.875	(7)
	70	PEARSON Reece		14.975			14.450		29.425	(133)
		Total	44.075 (1)	45.100 (1)	43.200 (2)	47.375 (1)	43.875 (1)	41.850 (3)	265.475	
2 RUS - Russia										
	146	PAKHOMENKO Igor	14.500	14.650	13.550	15.700	13.300	14.175	85.875	(7)
	147	IGNATENKOV Kirill	13.875			12.750	14.625	14.400	55.650	(96)
	148	GARIBOV Amin	13.575	13.825	14.500	14.925	14.775	14.450	86.050	(4)
	149	BELYAVSKIY David	14.475	11.575	14.100	16.175	14.400	14.200	84.925	(12)
	150	PETROV Matvey		15.225	14.500				29.725	(132)
		Total	42.850 (4)	43.700 (2)	43.100 (3)	46.800 (3)	43.800 (2)	43.050 (1)	263.300	
3 GER - Germany										
	71	KRIMMER Sebastian	14.125	14.450	13.225	14.950	14.650	13.500	84.900	(13)
	72	SORRER Philip	13.475	14.675	14.000	14.900	14.575	13.850	85.475	(10)
	73	BYKOV Ivan	14.375	13.500		15.750	13.775		57.400	(92)
	74	TOBA Andreas	13.525	13.850	14.000	15.700	14.400	14.200	85.675	(9)
	75	WITTENBERG-VOGES Max			12.250			14.175	26.425	(136)
		Total	42.025 (7)	42.975 (3)	41.225 (9)	46.400 (6)	43.625 (3)	42.225 (2)	258.475	
4 SUI - Switzerland										
	156	FISCHER Lucas	14.675	12.925	14.225	15.375	14.300	11.850	83.350	(17)
	157	HONAUER Silvan	14.050	13.850	13.325	15.175	14.500	13.500	84.400	(14)
	158	NÜTZI Simon	13.975	11.625	13.750	15.075		14.075	68.500	(67)
	159	ROSSI Kevin	14.350		13.800	15.300	13.825		57.275	(94)
	160	STILLHART Mirco		13.750			13.350	13.850	40.950	(119)
		Total	43.075 (3)	40.525 (6)	41.775 (6)	45.850 (8)	42.625 (5)	41.425 (5)	255.275	
5 UKR - Ukraine										
	176	PAKHNYUK Petro	13.775	14.500	14.300	15.675	13.850	13.925	86.025	(5)
	177	STEPANENKO Viktor		14.525	13.800		14.575		42.900	(115)
	178	YAROSLAVTSEV V.	14.450		14.050	15.125		13.350	56.975	(95)
	179	PETROSIAN H.	13.250	13.700	13.550	14.900	13.775	13.475	82.650	(21)
	180	SYENICHKIN A.	13.300	13.725		14.425	13.725	13.325	68.500	(67)
		Total	41.525 (9)	42.750 (4)	42.150 (5)	45.700 (10)	42.200 (6)	40.750 (8)	255.075	

Lausanne (SUI) 8 - 11 May 2008

RESULTS

Men's Juniors - Team Competition - All-Around And Qual. For Competition 3

FRI 9 MAY 2008 - 18:00







Rank	Bib	NOC Name							Total	Ind. Ran
6		ESP - Spain								
	51	BAZAN Christian	14.500	12.275	15.125	15.825	14.600	13.625	85.950	(6)
	52	LOPEZ Ruben	14.175	10.450	13.675	14.825	13.175	12.500	78.800	(38)
	53	NAVARRO Enrique		12.725	14.700	15.600	13.025	13.175	69.225	(64)
	54	BERMEJO Eduardo	14.125	12.900	13.100	15.175	13.825		69.125	(66)
	55	GONZALEZ Fabian	14.025					13.775	27.800	(134)
		Total	42.800 (5)	37.900 (15)	43.500 (1)	46.600 (4)	41.600 (10)	40.575 (11)	252.975	
7		GRE - Greece								
	91	KEKELOS Stravos	14.750	11.875	13.275	15.850	13.850	13.825	83.425	(16)
	92	KOSMIDIS Eleftherios	15.400	12.425	14.450	15.700	13.800	10.925	82.700	(20)
	93	KARANTONAS K.		13.675			13.725	13.850	41.250	(118)
	94	PETROUNIAS E.	13.575		14.475	14.800			42.850	(116)
	95	GEORGIADIS G.	13.050	12.400	12.700	14.600	13.400	13.075	79.225	(36)
		Total	43.725 (2)	38.500 (14)	42.200 (4)	46.350 (7)	41.375 (11)	40.750 (8)	252.900	
8		FRA - France								
	61	AUGIS Axel	13.150	12.500	13.125	14.300	14.950	13.800	81.825	(25)
	62	JORDAN Mathieu	14.375			16.250	12.550		43.175	(114)
	63	LIMA Mauricio	13.175	8.200	12.600	15.600	13.600	12.850	76.025	(46)
	64	PETER Bastian		13.750	13.325		14.250	13.975	55.300	(98)
	65	ZONA Jim	13.825	12.800	13.525	15.025		13.100	68.275	(70)
		Total	41.375 (10)	39.050 (10)	39.975 (14)	46.875 (2)	42.800 (4)	40.875 (7)	250.950	
9		BLR - Belarus								
	21	PRISTAUKA Aliaksandr	12.475	14.050	13.925	13.700	14.275	14.125	82.550	(22)
	22	BYKAU Artsiom	12.250	14.425	13.350	15.150	14.025	13.750	82.950	(18)
	23	BULAUSKI Pavel	13.075	13.250	14.100	15.000			55.425	(97)
	24	HARAVETS Kiryl		13.200			13.675	13.600	40.475	(121)
	25	VERBAVITSKI U.	12.875			15.275	13.700	12.400	54.250	(100)
		Total	38.425 (18)	41.725 (5)	41.375 (8)	45.425 (12)	42.000 (8)	41.475 (4)	250.425	
10		ROU - Romania								
	141	COTUNA Vlad	14.475	12.525	14.175	15.750	14.350	14.025	85.300	(11)
	142	BURDUHOSU Cornel	13.625	12.850	13.550	15.600		12.525	68.150	(72)
	143	MUTIU Stefan	13.750		13.475	15.200	13.875	11.975	68.275	(70)
	144	NISTOR Laurentiu		12.900			13.775	13.125	39.800	(122)
	145	MARINESCU Stefan	13.275	12.975	13.200	14.100	13.850		67.400	(77)
		Total	41.850 (8)	38.725 (12)	41.200 (10)	46.550 (5)	42.075 (7)	39.675 (15)	250.075	

Lausanne (SUI) 8 - 11 May 2008

RESULTS

Men's Juniors - Team Competition - All-Around And Qual. For Competition 3

FRI 9 MAY 2008 - 18:00







Rank	Bib	NOC Name							Total	Ind. Ran
11 HUN - Hungary										
	76	TALAS Bence	13.125	13.750	13.275	14.600	13.725	13.050	81.525	(26)
	77	VECSERNYES David	12.975	13.050		14.550	13.650	14.150	68.375	(69)
	78	VADASZFI Akos	13.150		13.700	15.050			41.900	(117)
	79	DUKA F. Artur	12.425	13.250	13.600	14.700	14.200	14.025	82.200	(23)
	80	VLACSIL A.		13.150	13.500		14.050	12.200	52.900	(101)
		Total	39.250 (15)	40.150 (9)	40.800 (11)	44.350 (14)	<u>41.975</u> (9)	41.225 (6)	247.750	
12 ITA - Italy										
	96	CINGOLANI Andrea	13.450	13.650	14.000	15.550	13.575	13.325	83.550	(15)
	97	PIAVE Simone	13.075			15.025	13.875	13.100	55.075	(99)
	98	MAGLIONI Fabio	13.325	13.100	13.225	14.450	11.925	13.600	79.625	(33)
	99	DESOLATI Jacopo	13.350	12.050	13.475	14.075	13.900	12.625	79.475	(34)
	100	ANDI Valerio		13.475	13.025				26.500	(135)
		Total	40.125 (12)	40.225 (8)	<u>40.700</u> (12)	45.025 (13)	41.350 (12)	40.025 (14)	247.450	
13 POR - Portugal										
	136	SIMOES Gustavo	14.175	14.425	15.100	15.125	14.400	13.275	86.500	(3)
	137	ROMERO Diogo	12.850	13.175	12.650	13.900	13.000	12.200	77.775	(43)
	138	GOMES Francisco	12.850		13.650			13.200	39.700	(123)
	139	GOMES Pedro	12.350	12.650	12.800	13.700	13.225		64.725	(80)
		Total	39.875 (13)	40.250 (7)	41.550 (7)	42.725 (19)	40.625 (13)	<u>38.675</u> (18)	243.700	
14 NED - Netherlands										
	121	DEURLOO Bart	14.275	13.575	13.475	15.450	13.575	10.900	81.250	(27)
	122	SMINK Glenn	14.100	13.425	12.675	14.750	13.150		68.100	(73)
	123	TELUSSA Jeffrey	13.925		12.175	15.650	13.650	12.025	67.425	(76)
	124	DE VRIES Boudewijn		11.975				13.425	25.400	(139)
	125	BLETTERMAN Michel	13.625	11.875	12.700	13.825	5.300	11.875	69.200	(65)
		Total	<u>42.300</u> (6)	38.975 (11)	38.850 (17)	45.850 (8)	40.375 (14)	37.325 (23)	243.675	
15 BEL - Belgium										
	16	GENTGES Gilles	12.600	11.675	13.750	14.425	12.250	13.275	77.975	(41)
	17	BOURGOIS Jeremy	12.600	13.300	13.400	14.525	13.625	13.700	81.150	(29)
	18	SCHROE Kristof	12.975	13.550	12.250	14.575	12.175	12.600	78.125	(40)
	19	VERBAEYS Jimmy	13.050	11.050				13.475	37.575	(127)
	20	TOEBACK Jonas			13.425	14.275	13.150		40.850	(120)
		Total	38.625 (17)	38.525 (13)	40.575 (13)	<u>43.525</u> (17)	39.025 (19)	40.450 (12)	240.725	

Lausanne (SUI) 8 - 11 May 2008

RESULTS

Men's Juniors - Team Competition - All-Around And Qual. For Competition 3

FRI 9 MAY 2008 - 18:00







Rank	Bib	NOC Name							Total	Ind. Ran
16 LTU - Lithuania										
106		GUSCINAS Rokas	13.100	13.175	13.700	14.775	14.000	14.150	82.900	(19)
107		PRUSINSKAS Patrikas	12.800	11.825	12.975	14.850	12.775	13.600	78.825	(37)
108		STOSKUS Arnas	12.125	11.875	12.450	14.025	12.325	12.775	75.575	(48)
109		ESAULOV Vladislav	12.000	11.875	12.250	14.250	13.425	13.000	76.800	(45)
Total			38.025 (23)	36.925 (16)	39.125 (15)	43.875 (16)	40.200 (16)	40.750 (8)	238.900	
17 AUT - Austria										
6		AUER Roland		11.250	12.200		13.375	13.550	50.375	(106)
7		DECKER Matthias	13.050	11.525	12.875	14.725	13.625	12.925	78.725	(39)
8		EGERMANN Julian	12.450	10.775		15.175	13.275		51.675	(105)
9		ROSSI Gabriel	14.100	11.575	13.800	15.600	13.250	13.600	81.925	(24)
10		SCHWAB Matthias	12.250		11.100	14.000		11.575	48.925	(111)
Total			39.600 (14)	34.350 (23)	38.875 (16)	45.500 (11)	40.275 (15)	40.075 (13)	238.675	
18 BUL - Bulgaria										
26		MANOLOV Pavel		10.775	13.125		13.075	12.950	49.925	(109)
27		SMILENOV Smilen	12.375	11.925	10.300		12.075		46.675	(112)
28		VELEV Kristian			11.850	14.650	12.950	12.975	52.425	(103)
29		VALCHEV Velislav	13.150	12.125	13.100	14.600	13.350	13.400	79.725	(32)
30		STOIMENOV Emil	13.575	5.850		14.800		12.425	46.650	(113)
Total			39.100 (16)	34.825 (22)	38.075 (19)	44.050 (15)	39.375 (18)	39.325 (16)	234.750	
19 TUR - Turkey										
171		SANLI Ozgur	12.750	12.975	12.750	14.850	13.300	12.725	79.350	(35)
172		ARICAN Ferhat	13.075	12.375	11.700	13.825	13.625	13.325	77.925	(42)
173		KARAKUS Mesut	12.400	11.450	11.875	13.775	12.725	13.050	75.275	(49)
Total			38.225 (20)	36.800 (17)	36.325 (21)	42.450 (23)	39.650 (17)	39.100 (17)	232.550	
20 POL - Poland										
131		REGINIAK Bertosz	12.750	12.625	14.275	14.650	13.000	13.425	80.725	(31)
132		JARZABEK Piotr	13.200	10.900	11.700	13.625	12.800	12.350	74.575	(52)
133		PYRZ Sebastian		9.150	11.275			11.325	31.750	(130)
134		NOWAK Tomasz	11.675	11.550		13.800	12.975		50.000	(107)
135		KIELBIK Piotr	12.375		12.525	0.000	12.875	12.175	49.950	(108)
Total			38.325 (19)	35.075 (21)	38.500 (18)	42.075 (24)	38.850 (20)	37.950 (19)	230.775	

Lausanne (SUI) 8 - 11 May 2008

RESULTS

Men's Juniors - Team Competition - All-Around And Qual. For Competition 3

FRI 9 MAY 2008 - 18:00

Rank	Bib	NOC Name							Total	Ind. Ran
21 CRO - Croatia										
	31	DUSPARA Josip	12.825	12.625	11.750	13.925	8.250	11.825	71.200	(60)
	32	NOVAK Matiza	14.050	11.950	12.400	14.825		10.850	64.075	(81)
	33	PLAFTARIC Marko					12.825	13.250	26.075	(138)
	34	BARON Matija			12.275	13.750		12.650	38.675	(124)
	35	BOROSA Filip	13.575	11.575		13.950	13.025		52.125	(104)
		Total	40.450 (11)	36.150 (18)	36.425 (20)	42.700 (20)	34.100 (28)	37.725 (20)	227.550	
22 CZE - Czech Republic										
	41	BOMER Jiri	12.775	12.525	11.500	12.400	12.725	12.450	74.375	(53)
	42	BRABLIK Richard	11.725	11.375	12.200	14.575	12.700	12.550	75.125	(50)
	43	PESEK Tomas	12.400		11.950	14.300	12.450	12.625	63.725	(83)
	44	PAZDERA Martin		11.125					11.125	(140)
	45	VESELY Jiri	12.025	11.350	11.025	13.700	12.400	10.750	71.250	(59)
		Total	37.200 (26)	35.250 (20)	35.650 (22)	42.575 (21)	37.875 (22)	37.625 (21)	226.175	
23 CYP - Cyprus										
	36	KRASIAS Dimitris	13.200	11.675	13.075	14.650	14.575	14.000	81.175	(28)
	37	PARPAS Giannos	11.650	9.225	4.775	13.650	1.450	11.950	52.700	(102)
	38	MOUSOUPETROU Gergios	12.275		11.350	14.600	12.050	10.675	60.950	(86)
	39	PAPAEURIPIDOU Xenios	10.925	10.425	10.700	12.975	11.500	11.575	68.100	(73)
		Total	37.125 (27)	31.325 (28)	35.125 (23)	42.900 (18)	38.125 (21)	37.525 (22)	222.125	
24 FIN - Finland										
	56	PEKKANEN Jarkko	12.075	12.400	10.200	13.800	12.125		60.600	(89)
	57	KANERVA Juko	13.100	11.375		12.525	12.900	11.200	61.100	(85)
	58	HARTMAN Samuel	12.600	9.700	11.450	13.675		13.425	60.850	(88)
	59	NIVA Heikki	12.375	9.850	10.275		12.650	12.500	57.650	(91)
	60	JUSSILA Jerry				14.125	12.150		26.275	(137)
		Total	38.075 (22)	33.625 (25)	31.925 (27)	41.600 (26)	37.700 (23)	37.125 (24)	220.050	
25 DEN - Denmark										
	46	WINTHER Joachim	12.775	11.775	11.350	13.800	11.300	12.625	73.625	(54)
	47	KRISTENSEN Andreas	12.500	9.375	11.950	14.775	12.300		60.900	(87)
	48	FULGSIG Marcus	12.950	10.325	10.025	14.000	12.575	11.600	71.475	(58)
	49	HANSEN Simon		4.800	9.600		11.600	12.375	38.375	(125)
	50	RYDBERG Kasper	12.325			13.100		10.025	35.450	(128)
		Total	38.225 (20)	31.475 (27)	33.325 (26)	42.575 (21)	36.475 (25)	36.600 (25)	218.675	

Lausanne (SUI) 8 - 11 May 2008

RESULTS

Men's Juniors - Team Competition - All-Around And Qual. For Competition 3

FRI 9 MAY 2008 - 18:00

Rank	Bib	NOC Name							Total	Ind. Ran
26 NOR - Norway										
	126	SKJERAHAUG Stian	12.875	10.875	11.125	13.900	12.800	10.450	72.025	(57)
	127	ANDREASSEN Hakon	12.475	11.775	2.050	13.825	12.275	11.125	63.525	(84)
	128	CONRADI Marcus	12.425	11.325	11.200	13.675	10.900	10.775	70.300	(62)
	129	KRISTENSEN Steffen			11.075	14.000		12.800	37.875	(126)
		Total	37.775 (24)	33.975 (24)	<u>33.400</u> (25)	41.725 (25)	35.975 (26)	34.700 (26)	217.550	
27 SLO - Slovenia										
	151	ALHADY Omar	12.200	9.875	9.900	12.175	11.575	10.950	66.675	(78)
	152	ZUNKO Zan	12.600	10.300	5.500	13.800	12.750	11.225	66.175	(79)
	153	STEVANOVIC Ziko	12.850	11.400	10.325	12.900	11.025	11.125	69.625	(63)
		Total	<u>37.650</u> (25)	31.575 (26)	25.725 (28)	38.875 (28)	35.350 (27)	33.300 (27)	202.475	
28 IRL - Ireland										
	81	RELLIS Geoff	12.425		10.700	13.875	12.125		49.125	(110)
	82	CAFFREY Rory		11.200		12.775	7.100		31.075	(131)
	83	O'CONNOR Christopher		11.400	10.450		11.350		33.200	(129)
	84	SEBASTIAN Rohan	14.275	13.225	12.550	14.625	13.350	13.075	81.100	(30)
		Total	26.700 (28)	35.825 (19)	33.700 (24)	41.275 (27)	36.825 (24)	<u>13.075</u> (28)	187.400	

Note:
Underlined totals indicate starting apparatus.
Italics indicate the low (non-counting) score.

Legend:
Ind. Individual Q Qualified for Team Final

Floor Pommel Horse Rings Vault Parallel Bars Horizontal Bar