







Lausanne (SUI) 8 - 11 May 2008

RESULTS

Men's Juniors - Team Competition - All-Around And Qual. For Competition 3

FRI 9 MAY 2008 - 18:00





Rank	Bib	Name	NOC Code							Total
1	66	KEATINGS Daniel	GBR	14.800	<u>15.825</u>	14.450	15.800	14.875	13.950	89.700
2	67	PURVIS Daniel	GBR	14.650	<u>14.300</u>	14.475	15.725	14.550	13.900	87.600
3	136	SIMOES Gustavo	POR	14.175	14.425	15.100	15.125	14.400	<u>13.275</u>	86.500
4	148	GARIBOV Amin	RUS	<u>13.575</u>	13.825	14.500	14.925	14.775	14.450	86.050
5	176	PAKHNYUK Petro	UKR	13.775	<u>14.500</u>	14.300	15.675	13.850	13.925	86.025
6	51	BAZAN Christian	ESP	14.500	12.275	15.125	15.825	<u>14.600</u>	13.625	85.950
7	69	OLDHAM Sam	GBR	14.275	<u>14.275</u>	14.275	14.900	14.150	14.000	85.875
7	146	PAKHOMENKO Igor	RUS	<u>14.500</u>	14.650	13.550	15.700	13.300	14.175	85.875
9	74	TOBA Andreas	GER	<u>13.525</u>	13.850	14.000	15.700	14.400	14.200	85.675
10	72	SORRER Philip	GER	<u>13.475</u>	14.675	14.000	14.900	14.575	13.850	85.475
11	141	COTUNA Vlad	ROU	14.475	12.525	<u>14.175</u>	15.750	14.350	14.025	85.300
12	149	BELYAVSKIY David	RUS	<u>14.475</u>	11.575	14.100	16.175	14.400	14.200	84.925
13	71	KRIMMER Sebastian	GER	<u>14.125</u>	14.450	13.225	14.950	14.650	13.500	84.900
14	157	HONAUER Silvan	SUI	14.050	13.850	<u>13.325</u>	15.175	14.500	13.500	84.400
15	96	CINGOLANI Andrea	ITA	13.450	13.650	<u>14.000</u>	15.550	13.575	13.325	83.550
16	91	KEKELOS Stravos	GRE	14.750	11.875	13.275	<u>15.850</u>	13.850	13.825	83.425
17	156	FISCHER Lucas	SUI	14.675	12.925	<u>14.225</u>	15.375	14.300	11.850	83.350
18	22	BYKAU Artsiom	BLR	12.250	14.425	13.350	15.150	14.025	<u>13.750</u>	82.950
19	106	GUSCINAS Rokas	LTU	13.100	13.175	13.700	14.775	14.000	<u>14.150</u>	82.900
20	92	KOSMIDIS Eleftherios	GRE	15.400	12.425	14.450	<u>15.700</u>	13.800	10.925	82.700
21	179	PETROSIAN H.	UKR	13.250	<u>13.700</u>	13.550	14.900	13.775	13.475	82.650
22	21	PRISTAUKA Aliaksandr	BLR	12.475	14.050	13.925	13.700	14.275	<u>14.125</u>	82.550
23	79	DUKA F. Artur	HUN	12.425	13.250	13.600	14.700	<u>14.200</u>	14.025	82.200
24	9	ROSSI Gabriel	AUT	14.100	<u>11.575</u>	13.800	15.600	13.250	13.600	81.925
25	61	AUGIS Axel	FRA	13.150	12.500	13.125	<u>14.300</u>	14.950	13.800	81.825
26	76	TALAS Bence	HUN	13.125	13.750	13.275	14.600	<u>13.725</u>	13.050	81.525
27	121	DEURLOO Bart	NED	<u>14.275</u>	13.575	13.475	15.450	13.575	10.900	81.250
28	36	KRASIAS Dimitris	CYP	13.200	11.675	13.075	14.650	<u>14.575</u>	14.000	81.175
29	17	BOURGOIS Jeremy	BEL	12.600	13.300	13.400	<u>14.525</u>	13.625	13.700	81.150
30	84	SEBASTIAN Rohan	IRL	14.275	13.225	12.550	14.625	13.350	<u>13.075</u>	81.100
31	131	REGINIAK Bertosz	POL	12.750	12.625	14.275	<u>14.650</u>	13.000	13.425	80.725
32	29	VALCHEV Velislav	BUL	13.150	<u>12.125</u>	13.100	14.600	13.350	13.400	79.725
33	98	MAGLIONI Fabio	ITA	13.325	13.100	<u>13.225</u>	14.450	11.925	13.600	79.625
34	99	DESOLATI Jacopo	ITA	13.350	12.050	<u>13.475</u>	14.075	13.900	12.625	79.475
35	171	SANLI Ozgur	TUR	12.750	12.975	12.750	14.850	13.300	<u>12.725</u>	79.350
36	95	GEORGIADIS G.	GRE	13.050	12.400	12.700	<u>14.600</u>	13.400	13.075	79.225
37	107	PRUSINSKAS Patrikas	LTU	12.800	11.825	12.975	14.850	12.775	<u>13.600</u>	78.825
38	52	LOPEZ Ruben	ESP	14.175	10.450	13.675	14.825	<u>13.175</u>	12.500	78.800
39	7	DECKER Matthias	AUT	13.050	<u>11.525</u>	12.875	14.725	13.625	12.925	78.725
40	18	SCHROE Kristof	BEL	12.975	13.550	12.250	<u>14.575</u>	12.175	12.600	78.125
41	16	GENTGES Gilles	BEL	12.600	11.675	13.750	<u>14.425</u>	12.250	13.275	77.975
42	172	ARICAN Ferhat	TUR	13.075	12.375	11.700	13.825	13.625	<u>13.325</u>	77.925
43	137	ROMERO Diogo	POR	12.850	13.175	12.650	13.900	13.000	<u>12.200</u>	77.775
44	166	STENBERG Mans	SWE	14.300	10.625	12.450	<u>14.425</u>	13.375	12.325	77.500
45	109	ESAULOV Vladislav	LTU	12.000	11.875	12.250	14.250	13.425	<u>13.000</u>	76.800
46	63	LIMA Mauricio	FRA	13.175	8.200	12.600	<u>15.600</u>	13.600	12.850	76.025
47	11	SHIKHALIYEV Shakir	AZE	12.950	11.200	12.250	<u>15.100</u>	13.325	10.825	75.650
48	108	STOSKUS Arnas	LTU	12.125	11.875	12.450	14.025	12.325	<u>12.775</u>	75.575
49	173	KARAKUS Mesut	TUR	12.400	11.450	11.875	13.775	12.725	<u>13.050</u>	75.275

Lausanne (SUI) 8 - 11 May 2008

RESULTS

Men's Juniors - Team Competition - All-Around And Qual. For Competition 3

FRI 9 MAY 2008 - 18:00







Rank	Bib	Name	NOC Code							Total
50	42	BRABLIK Richard	CZE	11.725	11.375	<u>12.200</u>	14.575	12.700	12.550	75.125
51	111	WALDBILLIG Oliver	LUX	<u>12.250</u>	9.650	12.650	14.800	13.425	11.975	74.750
52	132	JARZABEK Piotr	POL	13.200	10.900	11.700	<u>13.625</u>	12.800	12.350	74.575
53	41	BOMER Jiri	CZE	12.775	12.525	<u>11.500</u>	12.400	12.725	12.450	74.375
54	46	WINTHER Joachim	DEN	12.775	11.775	11.350	13.800	<u>11.300</u>	12.625	73.625
55	161	MICHNAK Slavomir	SVK	<u>13.000</u>	12.475	10.975	13.225	12.525	11.175	73.375
56	162	SNIRER Denis	SVK	<u>12.275</u>	11.275	12.100	13.925	12.650	11.075	73.300
57	126	SKJERAHAUG Stian	NOR	12.875	10.875	<u>11.125</u>	13.900	12.800	10.450	72.025
58	48	FULGSIG Marcus	DEN	12.950	10.325	10.025	14.000	<u>12.575</u>	11.600	71.475
59	45	VESELY Jiri	CZE	12.025	11.350	<u>11.025</u>	13.700	12.400	10.750	71.250
60	31	DUSPARA Josip	CRO	12.825	12.625	11.750	13.925	<u>8.250</u>	11.825	71.200
61	87	MEDVEDEV Andrey	ISR	<u>11.700</u>	10.650	11.525	13.450	12.325	10.775	70.425
62	128	CONRADI Marcus	NOR	12.425	11.325	<u>11.200</u>	13.675	10.900	10.775	70.300
63	153	STEVANOVIC Ziko	SLO	<u>12.850</u>	11.400	10.325	12.900	11.025	11.125	69.625
64	53	NAVARRO Enrique	ESP		12.725	14.700	15.600	<u>13.025</u>	13.175	69.225
65	125	BLETTERMAN Michel	NED	<u>13.625</u>	11.875	12.700	13.825	5.300	11.875	69.200
66	54	BERMEJO Eduardo	ESP	14.125	12.900	13.100	15.175	<u>13.825</u>		69.125
67	158	NÜTZI Simon	SUI	13.975	11.625	<u>13.750</u>	15.075		14.075	68.500
67	180	SYENICHKIN A.	UKR	13.300	<u>13.725</u>		14.425	13.725	13.325	68.500
69	77	VECSERNYES David	HUN	12.975	13.050		14.550	<u>13.650</u>	14.150	68.375
70	65	ZONA Jim	FRA	13.825	12.800	13.525	<u>15.025</u>		13.100	68.275
70	143	MUTIU Stefan	ROU	13.750		<u>13.475</u>	15.200	13.875	11.975	68.275
72	142	BURDUHOSU Cornel	ROU	13.625	12.850	<u>13.550</u>	15.600		12.525	68.150
73	39	PAPAEURIPIDOU Xenios	CYP	10.925	10.425	10.700	12.975	<u>11.500</u>	11.575	68.100
73	122	SMINK Glenn	NED	<u>14.100</u>	13.425	12.675	14.750	13.150		68.100
75	86	GUNNARSSON Olafur	ISL	<u>11.400</u>	10.100	7.550	13.850	12.550	12.600	68.050
76	123	TELUSSA Jeffrey	NED	<u>13.925</u>		12.175	15.650	13.650	12.025	67.425
77	145	MARINESCU Stefan	ROU	13.275	12.975	<u>13.200</u>	14.100	13.850		67.400
78	151	ALHADY Omar	SLO	<u>12.200</u>	9.875	9.900	12.175	11.575	10.950	66.675
79	152	ZUNKO Zan	SLO	<u>12.600</u>	10.300	5.500	13.800	12.750	11.225	66.175
80	139	GOMES Pedro	POR	12.350	12.650	12.800	13.700	13.225		64.725
81	32	NOVAK Matiza	CRO	14.050	11.950	12.400	14.825		10.850	64.075
81	101	POZNYAKOV S Sergei	LAT	11.025	<u>5.450</u>	10.850	13.800	11.825	11.125	64.075
83	43	PESEK Tomas	CZE	12.400		<u>11.950</u>	14.300	12.450	12.625	63.725
84	127	ANDREASSEN Hakon	NOR	12.475	11.775	<u>2.050</u>	13.825	12.275	11.125	63.525
85	57	KANERVA Juko	FIN	13.100	<u>11.375</u>		12.525	12.900	11.200	61.100
86	38	MOUSOUPETROU Gergios	CYP	12.275		11.350	14.600	<u>12.050</u>	10.675	60.950
87	47	KRISTENSEN Andreas	DEN	12.500	9.375	11.950	14.775	<u>12.300</u>		60.900
88	58	HARTMAN Samuel	FIN	12.600	<u>9.700</u>	11.450	13.675		13.425	60.850
89	56	PEKKANEN Jarkko	FIN	12.075	<u>12.400</u>	10.200	13.800	12.125		60.600
90	116	CROVETTO Kevin	MON	12.225	3.550	6.575	<u>13.225</u>	11.200	10.900	57.675
91	59	NIVA Heikki	FIN	12.375	<u>9.850</u>	10.275		12.650	12.500	57.650
92	73	BYKOV Ivan	GER	<u>14.375</u>	13.500		15.750	13.775		57.400
93	68	SEAGER Theo	GBR	14.625		13.025	15.850		13.850	57.350
94	159	ROSSI Kevin	SUI	14.350		<u>13.800</u>	15.300	13.825		57.275
95	178	YAROSLAVTSEV V.	UKR	14.450		14.050	15.125		13.350	56.975
96	147	IGNATENKOV Kirill	RUS	<u>13.875</u>			12.750	14.625	14.400	55.650
97	23	BULAUSKI Pavel	BLR	13.075	13.250	14.100	15.000			55.425
98	64	PETER Bastian	FRA		13.750	13.325		14.250	13.975	55.300

Lausanne (SUI) 8 - 11 May 2008

RESULTS




Men's Juniors - Team Competition - All-Around And Qual. For Competition 3

FRI 9 MAY 2008 - 18:00

Rank	Bib	Name	NOC Code							Total
99	97	PIAVE Simone	ITA	13.075			15.025	13.875	13.100	55.075
100	25	VERBAVITSKI U.	BLR	12.875			15.275	13.700	<u>12.400</u>	54.250
101	80	VLACSIL A.	HUN		13.150	13.500		<u>14.050</u>	12.200	52.900
102	37	PARPAS Giannos	CYP	11.650	9.225	4.775	13.650	<u>1.450</u>	11.950	52.700
103	28	VELEV Kristian	BUL			11.850	14.650	12.950	12.975	52.425
104	35	BOROSA Filip	CRO	13.575	11.575		13.950	<u>13.025</u>		52.125
105	8	EGERMANN Julian	AUT	12.450	<u>10.775</u>		15.175	13.275		51.675
106	6	AUER Roland	AUT		<u>11.250</u>	12.200		13.375	13.550	50.375
107	134	NOWAK Tomasz	POL	11.675	11.550		<u>13.800</u>	12.975		50.000
108	135	KIELBIK Piotr	POL	12.375		12.525	<u>0.000</u>	12.875	12.175	49.950
109	26	MANOLOV Pavel	BUL		<u>10.775</u>	13.125		13.075	12.950	49.925
110	81	RELLIS Geoff	IRL	12.425		10.700	13.875	12.125		49.125
111	10	SCHWAB Matthias	AUT	12.250		11.100	14.000		11.575	48.925
112	27	SMILENOV Smilen	BUL	12.375	<u>11.925</u>	10.300		12.075		46.675
113	30	STOIMENOV Emil	BUL	13.575	<u>5.850</u>		14.800		12.425	46.650
114	62	JORDAN Mathieu	FRA	14.375			<u>16.250</u>	12.550		43.175
115	177	STEPANENKO Viktor	UKR		<u>14.525</u>	13.800		14.575		42.900
116	94	PETROUNIAS E.	GRE	13.575		14.475	<u>14.800</u>			42.850
117	78	VADASZFI Akos	HUN	13.150		13.700	15.050			41.900
118	93	KARANTONAS K.	GRE		13.675			13.725	13.850	41.250
119	160	STILLHART Mirco	SUI		13.750			13.350	13.850	40.950
120	20	TOEBACK Jonas	BEL			13.425	<u>14.275</u>	13.150		40.850
121	24	HARAVETS Kiryl	BLR		13.200			13.675	<u>13.600</u>	40.475
122	144	NISTOR Laurentiu	ROU		12.900			13.775	13.125	39.800
123	138	GOMES Francisco	POR	12.850		13.650			<u>13.200</u>	39.700
124	34	BARON Matija	CRO			12.275	13.750		12.650	38.675
125	49	HANSEN Simon	DEN		4.800	9.600		<u>11.600</u>	12.375	38.375
126	129	KRISTENSEN Steffen	NOR			<u>11.075</u>	14.000		12.800	37.875
127	19	VERBAEYS Jimmy	BEL	13.050	11.050				13.475	37.575
128	50	RYDBERG Kasper	DEN	12.325			13.100		10.025	35.450
129	83	O'CONNOR Christopher	IRL		11.400	10.450		11.350		33.200
130	133	PYRZ Sebastian	POL		9.150	11.275			11.325	31.750
131	82	CAFFREY Rory	IRL		11.200		12.775	7.100		31.075
132	150	PETROV Matvey	RUS		15.225	14.500				29.725
133	70	PEARSON Reece	GBR		<u>14.975</u>			14.450		29.425
134	55	GONZALEZ Fabian	ESP	14.025					13.775	27.800
135	100	ANDI Valerio	ITA		13.475	<u>13.025</u>				26.500
136	75	WITTENBERG-VOGES Max	GER			12.250			14.175	26.425
137	60	JUSSILA Jerry	FIN				14.125	12.150		26.275
138	33	PLAFTARIC Marko	CRO					<u>12.825</u>	13.250	26.075
139	124	DE VRIES Boudewijn	NED		11.975				13.425	25.400
140	44	PAZDERA Martin	CZE		11.125					11.125

Note:
Underlined totals indicate starting apparatus.

Legend:
Q Qualified for All-Around Final R Reserve for All-Around Final

 Floor  Pommel Horse  Rings  Vault  Parallel Bars  Horizontal Bar