













Lausanne (SUI) 8 - 11 May 2008

TEAM RESULTS
Men's Seniors - Qualifications For Competitions 3 And 4
THU 8 MAY 2008 - 18:00

Rank	Bib	NOC Name							Total	Ind. Ran						
1 RUS - Russia																
360		KHOROKHORDIN Sergei	14.025		15.000		15.125	14.475	58.625	(54)						
361		DEVIATOVSKI Maxim	15.050	14.775	15.250	15.375	15.625	13.775	89.850	(1)						
362		RYAZANOV Yury		14.675	15.450			14.550	44.675	(89)						
363		KRYUKOV Nikolai		15.825		15.900	16.200		47.925	(84)						
364		GOLOTSUTSKOV Anton	15.550			16.550			32.100	(125)						
		Total	44.625	(2)	45.275	(1)	45.700	(1)	47.825	(4)	46.950	(1)	42.800	(5)	273.175	Q
2 GER - Germany																
280		HAMBUECHEN Fabian	15.525		14.700	16.150	15.700	15.900	77.975	(23)						
281		JUCKEL Robert		14.900	14.850	15.825			45.575	(85)						
282		BOY Philipp	14.625	14.525			13.575	14.600	57.325	(58)						
283		NGUYEN Marcel	15.025			15.875	14.300		45.200	(86)						
284		WEBER Robert		12.600	14.275			15.050	41.925	(107)						
		Total	45.175	(1)	42.025	(10)	43.825	(7)	47.850	(3)	43.575	(9)	45.550	(1)	268.000	Q
3 UKR - Ukraine																
395		GONCHAROV Valeriy		14.875			16.025		30.900	(128)						
396		VOROBYOV Olexander			15.350				15.350	(148)						
397		ZOZULYA Roman	13.950		14.425	16.025	15.175	14.150	73.725	(31)						
398		KUKSENKOV M.	14.725	14.575	14.250	15.575	14.600	14.350	88.075	(4)						
399		SUPRUN Oleksandr	14.500	14.575		15.825		14.075	58.975	(53)						
		Total	43.175	(10)	44.025	(5)	44.025	(5)	47.425	(8)	45.800	(3)	42.575	(6)	267.025	Q
4 ROU - Romania																
355		POPESCU Ilie Daniel	14.925	14.575	14.075	16.450			60.025	(50)						
356		KOCZI Flavius	13.900	15.625	14.375	16.000	14.525	14.250	88.675	(3)						
357		SELARIU Dorin Razvan	15.400			16.150	14.900	14.375	60.825	(46)						
358		MALITA Cosmin		14.100				13.675	27.775	(136)						
359		STANESCU G.			14.650		14.325		28.975	(133)						
		Total	44.225	(4)	44.300	(4)	43.100	(11)	48.600	(1)	43.750	(7)	42.300	(7)	266.275	Q
5 BLR - Belarus																
225		SAVENKOV Denis	14.025	13.825		15.725		13.575	57.150	(61)						
226		SAVITSKI Dzmitry	15.225	14.900	14.975	15.925	15.025	12.900	88.950	(2)						
227		KASPIAROVICH Dimitri	14.350		14.975	16.150	15.350		60.825	(45)						
228		TSAREVICH Aliaksandr		14.700			15.550	13.850	44.100	(92)						
229		YERMAKOV Uladzimir			14.125				14.125	(153)						
		Total	43.600	(7)	43.425	(6)	44.075	(3)	47.800	(5)	45.925	(2)	40.325	(21)	265.150	Q

Lausanne (SUI) 8 - 11 May 2008







TEAM RESULTS
Men's Seniors - Qualifications For Competitions 3 And 4
THU 8 MAY 2008 - 18:00

Rank	Bib	NOC Name							Total	Ind. Ran
6 SUI - Switzerland										
	375	BOESCHENSTEIN N.	14.825		14.825	15.650	15.125	14.450	74.875	(30)
	376	CAPELLI Claudio	14.700	13.575	13.400	16.000	15.200	14.100	86.975	(6)
	377	RAMSEIER Mark		14.450	14.950	15.675			45.075	(88)
	378	SCHAERER Christoph						14.775	14.775	(151)
	379	MANNHART Dennis	14.725	14.275			14.100		43.100	(99)
		Total	44.250 (3)	42.300 (9)	43.175 (9)	<u>47.325</u> (9)	44.425 (5)	43.325 (3)	264.800	Q
7 FRA - France										
	265	WIGNANITZ Raphaël		12.600	13.625	15.925			42.150	(106)
	266	DA SILVA Gaël	14.900		14.600	15.600	14.950	12.275	72.325	(35)
	267	CUCHERAT Yann		14.175			15.550	14.875	44.600	(90)
	268	KARBANENKO Dimitri	14.425			16.100	14.925	14.675	60.125	(49)
	269	RODRIGUES Danny	14.100	14.100	15.900				44.100	(93)
		Total	43.425 (8)	40.875 (12)	<u>44.125</u> (2)	47.625 (6)	45.425 (4)	41.825 (9)	263.300	Q
8 ITA - Italy										
	310	ANGIOLETTI Matteo	14.300		15.075	15.075			44.450	(91)
	311	BUSNARI Alberto		14.500			14.575	14.125	43.200	(96)
	312	CASSINA Igor		14.050				15.275	29.325	(131)
	313	MORANDI Matteo	14.250		15.075	15.150	14.525		59.000	(52)
	314	POZZO Enrico	15.125	14.525	13.700	15.625	14.425	13.575	86.975	(7)
		Total	43.675 (6)	43.075 (8)	<u>43.850</u> (6)	45.850 (16)	43.525 (10)	42.975 (4)	262.950	Q
9 GBR - Great Britain										
	270	SMITH Louis	14.300	14.475		15.475	14.275	13.650	72.175	(36)
	271	BREWER Ross		14.625	14.200		14.925	13.550	57.300	(59)
	273	THOMAS Kristian	15.225		13.675	15.250		13.975	58.125	(55)
	274	FOLWELL Luke	14.575	14.125	14.300	15.625	14.500		73.125	(32)
		Total	44.100 (5)	43.225 (7)	42.175 (12)	46.350 (13)	43.700 (8)	<u>41.175</u> (14)	260.725	
10 ESP - Spain										
	255	BOTELLA PEREZ Isaac	14.775		14.700	15.625			45.100	(87)
	256	CARBALLO Manuel		13.625	14.350		14.425		42.400	(103)
	257	MUNOZ Sergio	13.900	14.175	14.750	16.000		13.775	72.600	(34)
	258	GARCIA Arkaitz		12.475		15.975	14.475	13.850	56.775	(65)
	259	GOMEZ Javier	14.625				14.500	13.975	43.100	(98)
		Total	43.300 (9)	40.275 (15)	43.800 (8)	47.600 (7)	<u>43.400</u> (11)	41.600 (10)	259.975	

Lausanne (SUI) 8 - 11 May 2008

TEAM RESULTS
Men's Seniors - Qualifications For Competitions 3 And 4







THU 8 MAY 2008 - 18:00

Rank	Bib	NOC Name							Total	Ind. Ran
11 HUN - Hungary										
	290	HETROVICS Marcell	14.150	14.200	14.450	16.400	14.675	13.775	87.650	(5)
	291	CZINGLI Laszlo	13.725		14.350	16.000			44.075	(94)
	292	SZALONTAI Istvan	14.075			15.750	13.375	13.775	56.975	(64)
	293	BERKI Krisztian		15.825					15.825	(144)
	294	HIDVEGI Vid		14.750	12.950		14.175	13.250	55.125	(68)
		Total	41.950 (15)	44.775 (2)	41.750 (14)	48.150 (2)	<u>42.225</u> (16)	40.800 (17)	259.650	
12 GRE - Greece										
	285	MARAS Vlasios	13.625	14.325		15.800		15.725	59.475	(51)
	286	TSOLAKIDIS Vasileios		13.050	13.700		15.700		42.450	(102)
	287	MARKOUSIS Dimitrios	14.900		14.225	15.500	14.300	14.125	73.050	(33)
	288	LYMPANOVNOS Christos		13.850	14.050		12.850		40.750	(112)
	289	DOULKERIDIS Michail	14.425			15.650		13.825	43.900	(95)
		Total	42.950 (12)	41.225 (11)	41.975 (13)	46.950 (10)	42.850 (12)	<u>43.675</u> (2)	259.625	
13 BUL - Bulgaria										
	230	JOVTCHEV Jordan	14.500		16.050	15.725	14.400		60.675	(48)
	231	YANEV Filip		12.100	13.225			14.150	39.475	(116)
	232	VOVK Yaroslav		13.175		15.300	14.325	12.800	55.600	(67)
	233	BATINKOV Aleksandar	14.300			15.425	14.050	14.300	58.075	(56)
	234	KUYUMDZHIEV Bogomil	14.125	11.450	13.875				39.450	(118)
		Total	42.925 (13)	36.725 (23)	43.150 (10)	46.450 (12)	42.775 (14)	<u>41.250</u> (13)	253.275	
14 NED - Netherlands										
	335	WAMMES Jeffrey	13.750	12.675	14.025	16.175	14.475	14.950	86.050	(8)
	336	ZONDERLAND Herre	13.550	12.775		14.625	13.900	13.950	68.800	(41)
	337	VAN GELDER Yuri			16.375				16.375	(141)
	338	VAN ASSCHE Anthony		12.900	13.675		13.625		40.200	(114)
	339	VAN MINDE Carlo	13.075			15.550		13.150	41.775	(108)
		Total	<u>40.375</u> (20)	38.350 (17)	44.075 (3)	46.350 (13)	42.000 (17)	42.050 (8)	253.200	
15 POL - Poland										
	345	BLANIK Leszek				16.275			16.275	(142)
	346	KULESZA Roman	14.025	12.925			15.125	15.000	57.075	(62)
	347	KIERZKOWSKI Adam		13.025	12.900		15.375	13.650	54.950	(70)
	348	LYSZCZARZ Marek	14.300		12.525	15.525			42.350	(105)
	349	MUCHORSKI Krzysztof	13.750	11.725	14.825	15.025	13.575	12.800	81.700	(12)
		Total	<u>42.075</u> (14)	37.675 (20)	40.250 (19)	46.825 (11)	44.075 (6)	41.450 (11)	252.350	

Lausanne (SUI) 8 - 11 May 2008

TEAM RESULTS
Men's Seniors - Qualifications For Competitions 3 And 4







THU 8 MAY 2008 - 18:00

Rank	Bib	NOC Name							Total	Ind. Ran
16		POR - Portugal								
	350	CAMPOS Manuel	15.200		14.300		14.050	13.450	57.000	(63)
	351	ALMEIDA Pedro	13.825	13.300		15.250	14.425	13.200	70.000	(39)
	352	JESUS Carlos	14.050	13.325		15.000			42.375	(104)
	353	ALMEIDA Simao			13.550	15.100	14.150		42.800	(100)
	354	GRACA Bernardo		14.150	12.850			12.875	39.875	(115)
		Total	43.075 (11)	<u>40.775</u> (13)	40.700 (17)	45.350 (17)	42.625 (15)	39.525 (24)	252.050	
17		ISR - Israel								
	305	SHATILOV Alexander	13.850	13.975		15.725	13.675		57.225	(60)
	306	GHOLUB Eduard	13.675	12.175	15.250	14.750	14.175	13.625	83.650	(9)
	307	ARONOVICH Felix	13.225	14.200	13.225		14.150	13.375	68.175	(42)
	308	SHAHAM Noam			13.050	14.650		11.750	39.450	(119)
		Total	40.750 (17)	40.350 (14)	<u>41.525</u> (16)	45.125 (18)	42.000 (17)	38.750 (25)	248.500	
18		FIN - Finland								
	260	AALTO Sami	14.250		14.225	15.625	13.900		58.000	(57)
	261	KOIVUNEN Riku		12.125			13.000	13.125	38.250	(121)
	262	TANSKANEN Jani	13.575	14.775		14.450		13.775	56.575	(66)
	263	KUUSELA Ilkka		11.300	12.550		13.775	13.975	51.600	(79)
	264	TUUHA Tomi	13.425		13.350	15.950			42.725	(101)
		Total	41.250 (16)	38.200 (18)	40.125 (21)	46.025 (15)	<u>40.675</u> (19)	40.875 (16)	247.150	
19		DEN - Denmark								
	250	VAMMEN Helge	13.725	12.525	12.725	15.575	14.050	13.875	82.475	(10)
	251	PURGE Florin	13.050	13.225	13.275	14.400	11.975	13.225	79.150	(20)
	252	LEE HANSEN Mathias			14.250				14.250	(152)
	253	MORTENSEN Stefan				14.925			14.925	(150)
	254	WINDFELD HELLSTEN A.	13.700	12.225			12.875	12.825	51.625	(78)
		Total	40.475 (19)	37.975 (19)	40.250 (19)	44.900 (19)	38.900 (24)	<u>39.925</u> (23)	242.425	
20		AUT - Austria								
	210	BALDAUF Marco		12.475	13.300		14.300	14.925	55.000	(69)
	211	LEIDLMAIR Alexander			13.000				13.000	(159)
	212	KRANZLMUELLER Lukas	12.375	11.200		14.700	13.450		51.725	(76)
	213	WUESTNER Lukas	13.375			14.500		13.100	40.975	(111)
	214	RAUSCHER Mario	13.875	12.300	12.925	14.775	12.550	13.075	79.500	(19)
		Total	<u>39.625</u> (24)	35.975 (24)	39.225 (22)	43.975 (25)	40.300 (20)	41.100 (15)	240.200	

Lausanne (SUI) 8 - 11 May 2008







TEAM RESULTS Men's Seniors - Qualifications For Competitions 3 And 4

THU 8 MAY 2008 - 18:00

Rank	Bib	NOC Name							Total	Ind. Ran
21		CZE - Czech Republic								
	245	BOLTNAR Michal	14.025	12.600	13.100	14.675	12.750	13.275	80.425	(17)
	246	NOVAK Petr		10.850			12.975	13.050	36.875	(122)
	247	PANSKY Jindrich	13.350			15.250			28.600	(135)
	248	SMEJKAL Petr	12.450	12.200	13.475	14.400	13.600	13.750	79.875	(18)
	249	NOVOTNY Vladimir			13.950				13.950	(156)
		Total	39.825 (23)	35.650 (25)	40.525 (18)	44.325 (22)	<u>39.325</u> (22)	40.075 (22)	239.725	
22		CRO - Croatia								
	235	UDE Filip	14.825	15.100					29.925	(129)
	236	SELIGMAN Robert		15.725					15.725	(145)
	237	BREZ Marko	13.050	13.525	13.100	14.450	12.800	13.675	80.600	(15)
	238	MOZNIK Darijo	12.625		10.725	13.875	12.350	11.100	60.675	(47)
	239	MOZNIK Marijo			11.500	14.725	12.375	13.075	51.675	(77)
		Total	40.500 (18)	<u>44.350</u> (3)	35.325 (28)	43.050 (27)	37.525 (28)	37.850 (27)	238.600	
23		SWE - Sweden								
	385	SLANVALL Bjorn		12.225	12.425		12.375	13.725	50.750	(82)
	386	BOSTROM Jimmy	14.075	11.750		14.900	13.200		53.925	(71)
	387	FOO George		12.850	12.400		13.675		38.925	(120)
	388	HAGELIN Patrik	11.475		13.550	14.700		13.125	52.850	(73)
	389	TEHLER Elof	13.475			14.775		13.525	41.775	(109)
		Total	39.025 (26)	36.825 (22)	38.375 (24)	<u>44.375</u> (21)	39.250 (23)	40.375 (19)	238.225	
24		NOR - Norway								
	340	JANSEN Espen	13.750	11.675	13.000	13.775	13.800	11.950	77.950	(24)
	341	HANCHE OLSEN Joachim		11.600	13.000		13.525	13.475	51.600	(80)
	342	SAMUELSEN Tore	13.075		12.900	15.250			41.225	(110)
	343	FJELD Lars Jorgen						13.025	13.025	(158)
	344	LARSEN Daniel	13.150	11.900		15.150	12.050		52.250	(75)
		Total	39.975 (22)	35.175 (26)	38.900 (23)	44.175 (24)	<u>39.375</u> (21)	38.450 (26)	236.050	
25		CYP - Cyprus								
	240	GEORGALLAS Irodotos			15.225	15.750			30.975	(127)
	241	ARISTOTELOUS C.	14.075	11.850	11.975	14.325	12.975	10.350	75.550	(29)
	242	ARISTOTELOUS P.	12.775	13.100		14.675	12.550	12.275	65.375	(43)
	243	SPANOS Georgios			14.475		12.575		27.050	(138)
	244	SHIPPI Panayiotis	12.225	12.275				9.550	34.050	(124)
		Total	39.075 (25)	37.225 (21)	41.675 (15)	<u>44.750</u> (20)	38.100 (26)	32.175 (28)	232.200	

Lausanne (SUI) 8 - 11 May 2008







TEAM RESULTS
Men's Seniors - Qualifications For Competitions 3 And 4
THU 8 MAY 2008 - 18:00

Rank	Bib	NOC Name							Total	Ind. Ran
26 SLO - Slovenia										
	370	PEGAN Aljaz						15.600	15.600	(146)
	371	PETKOVSEK Mitja			12.850		15.925		28.775	(134)
	372	DIMIC Alen	12.825	13.150	12.150	15.450	12.525	14.425	80.525	(16)
	373	BERTONCELJ Saso	11.950	14.800		13.775			40.525	(113)
	374	RUTAR Klemen	13.725	12.150	13.350	0.000	14.350	11.325	64.900	(44)
		Total	38.500 (27)	40.100 (16)	38.350 (25)	29.225 (29)	42.800 (13)	<u>41.350</u> (12)	230.325	
27 SRB - Serbia										
	365	NIKOLIC Dimitrije	12.550			14.600	11.900	13.475	52.525	(74)
	366	ATANASOVSKI Zarko		12.300			13.400	13.775	39.475	(117)
	367	VELJIKOVIC Marko	11.375		10.250	14.450			36.075	(123)
	368	PAUNOVIC Milos	12.175	11.150	13.350	14.625	13.300	13.100	77.700	(25)
	369	MESTER Robert		10.875	12.425				23.300	(140)
		Total	36.100 (28)	34.325 (27)	<u>36.025</u> (27)	43.675 (26)	38.600 (25)	40.350 (20)	229.075	
28 TUR - Turkey										
	390	SAMILOGLU Umit				15.350		15.725	31.075	(126)
	391	BULUT Ibrahim	13.975	9.975	12.300	14.425	13.125	12.350	76.150	(26)
	392	SAFAK Ersin	13.075	11.675	12.500		11.425		48.675	(83)
	393	YILDIZ Fatih	13.325	2.750	12.775	14.550	13.100	12.700	69.200	(40)
		Total	40.375 (20)	<u>24.400</u> (28)	37.575 (26)	44.325 (22)	37.650 (27)	40.775 (18)	225.100	
29 LAT - Latvia										
	315	SAPRONENKO Evgeni				15.950			15.950	(143)
	316	TREFILOVS Dimitri		13.475					13.475	(157)
	317	ZORINS Evgeni					13.300	12.375	25.675	(139)
	318	ARSHUNS Vitali	13.450	10.700	12.725	14.975	13.600	13.025	78.475	(21)
		Total	13.450 (29)	<u>24.175</u> (29)	12.725 (29)	30.925 (28)	26.900 (29)	25.400 (29)	133.575	

PEN 0.8 FOR TEAM OF CYP

Note:
Underlined totals indicate starting apparatus.
Italics indicate the low (non-counting) score.

Legend:

Ind.	Individual	Q	Qualified for Team Final
	Floor		Pommel Horse
	Rings		Vault
	Parallel Bars		Horizontal Bar