







47th Artistic Gymnastics World Championships 2017
Montréal (CAN)



Women's Individual All-Around Qualification

TUE 3 OCT 2017

Results

Rank	Bib Name	NOC Code						Total
				Score Rk Pen	Score Rk Pen	Score Rk Pen	Score Rk Pen	
1	587 MURAKAMI Mai	JPN	D	5.400 14.633 (5)	5.300 13.900 (17)	5.600 <u>13.200</u> (8)	5.800 14.200 (2)	55.933 Q
			E	9.233	8.600	7.600	8.400	
2	650 SMITH Ragan	USA	D	5.400 <u>14.466</u> (8)	6.000 14.133 (15)	5.700 12.900 (12)	5.800 14.433 (1)	55.932 Q
			E	9.066	8.133	7.200	8.633	
3	520 BLACK Elisabeth	CAN	D	5.400 14.500 (6)	5.900 <u>14.400</u> (12)	5.800 13.433 (4)	5.000 13.433 (9)	55.766 Q
			E	9.100	8.500	7.633	8.433	
4	552 de JESUS dos SANT.	FRA	D	5.400 14.500 (6)	5.800 <u>14.500</u> (11)	5.700 13.066 (9)	5.400 13.233 (15)	55.299 Q
			E	9.200 -0.1	8.700	7.366	8.133 -0.3	
5	625 EREMINA Elena	RUS	D	5.000 13.866 (24)	6.300 15.100 (1)	5.400 <u>13.233</u> (6)	5.200 12.800 (25)	54.999 Q
			E	8.866	8.800	7.833	7.900 -0.3	
6	648 HURD Morgan	USA	D	5.400 <u>14.466</u> (8)	5.800 14.333 (13)	5.600 13.500 (2)	5.400 12.533 (32)	54.832 Q
			E	9.066	8.533	7.900	7.133	
7	646 VARINSKA Diana	UKR	D	4.600 13.716 (28)	6.000 <u>14.566</u> (8)	5.100 13.033 (10)	5.200 12.600 (30)	53.915 Q
			E	9.116	8.566	7.933	7.700 -0.3	
8	514 DERWAELE Nina	BEL	D	4.600 13.566 (34)	6.300 <u>14.966</u> (4)	5.200 12.333 (23)	5.100 12.733 (27)	53.598 Q
			E	8.966	8.666	7.233 -0.1	7.733 -0.1	
9	588 SUGIHARA Aiko	JPN	D	5.000 14.066 (20)	4.700 13.300 (26)	5.300 <u>12.466</u> (19)	5.300 13.433 (10)	53.265 Q
			E	9.066	8.600	7.166	8.133	
10	627 MELNIKOVA Angelina	RUS	D	5.400 14.400 (11)	6.300 14.966 (4)	5.400 <u>12.600</u> (18)	5.600 11.166 (91)	53.132 Q
			E	9.000	8.666	7.300 -0.1	5.966 -0.4	
11	633 STEINGRUBER Giulia	SUI	D	5.800 15.100 (1)	5.200 12.833 (37)	5.200 11.933 (33)	5.500 <u>13.266</u> (13)	53.132 Q
			E	9.300	7.633	6.733	8.066 -0.3	
12	558 ALT Tabea	GER	D	5.400 <u>14.200</u> (16)	5.500 12.366 (45)	5.900 13.533 (1)	4.800 12.933 (21)	53.032 Q
			E	8.800	6.866	7.633	8.133	
13	557 TINKLER Amy	GBR	D	5.400 14.366 (13)	5.500 13.066 (31)	4.900 12.066 (31)	5.500 <u>13.333</u> (12)	52.831 Q
			E	8.966	7.566	7.166	7.933 -0.1	
14	546 PEREZ Ana	ESP	D	5.400 <u>14.100</u> (19)	5.700 12.733 (38)	5.100 12.933 (11)	5.000 12.966 (19)	52.732 Q
			E	8.700	7.033	7.833	7.966	
15	521 MOORS Brooklyn	CAN	D	5.400 14.166 (17)	4.700 <u>13.066</u> (30)	5.300 11.533 (44)	5.400 13.866 (5)	52.631 Q
			E	8.766	8.366	6.233	8.466	
16	527 WANG Yan	CHN	D	5.600 14.400 (11)	5.300 13.400 (24)	5.500 11.266 (51)	5.700 <u>13.366</u> (11)	52.432 Q
			E	8.800	8.100	5.766	8.066 -0.4	
17	517 SANTOS Thais	BRA	D	4.600 13.633 (30)	5.300 <u>13.200</u> (29)	6.000 11.766 (38)	5.500 13.733 (6)	52.332 Q
			E	9.033	7.900	5.766	8.233	
18	561 SEITZ Elisabeth	GER	D	4.600 <u>13.600</u> (32)	6.100 14.700 (6)	4.800 11.200 (53)	4.400 12.500 (33)	52.000 Q
			E	9.000	8.600	6.400	8.100	
19	582 MORI Lara	ITA	D	4.600 13.325 (57)	5.300 13.466 (23)	5.400 <u>11.666</u> (41)	5.600 13.500 (8)	51.957 Q
			E	8.725	8.166	6.266	7.900	
20	506 GODWIN Georgia	AUS	D	4.800 13.475 (40)	5.400 13.000 (32)	5.400 12.666 (16)	5.400 <u>12.733</u> (28)	51.874 Q
			E	8.675	7.600	7.266	7.433 -0.1	
21	515 HERMANS Rune	BEL	D	4.600 13.333 (54)	5.300 <u>13.800</u> (19)	5.200 11.900 (34)	4.900 12.833 (24)	51.866 Q
			E	8.733	8.500	6.700	7.933	
22	615 MARTINS Filipa	POR	D	4.600 13.166 (66)	5.300 13.333 (25)	5.500 12.633 (17)	4.700 <u>12.433</u> (36)	51.565 Q
			E	8.566	8.033	7.133	8.033 -0.3	
23	550 BOYER Marine	FRA	D	4.600 13.633 (30)	4.900 <u>13.200</u> (27)	5.800 12.466 (21)	5.100 12.100 (51)	51.399 Q
			E	9.033	8.300	6.666	7.000	
24	556 KINSELLA Alice	GBR	D	5.400 13.666 (29)	5.100 13.533 (21)	5.000 11.200 (54)	5.300 <u>12.966</u> (20)	51.365 Q
			E	8.366 -0.1	8.433	6.200	7.666	









47th Artistic Gymnastics World Championships 2017
Montréal (CAN)



Women's Individual All-Around Qualification

TUE 3 OCT 2017

Results

Rank	Bib	Name	NOC	Code					Total								
					Score	Rk	Pen	Score		Rk	Pen	Score	Rk	Pen			
25	513	BRASSART Maellyse	BEL	D	4.600	13.741	(27)	5.000	<u>12.533</u>	(41)	5.100	12.200	(27)	4.800	12.333	(39)	50.807
				E	9.141			7.533			7.100			7.833	-0.3		
26	593	LEE Eun Ju	KOR	D	4.600	13.300	(58)	5.100	12.933	(33)	4.800	<u>12.066</u>	(29)	4.500	12.100	(49)	50.399
				E	8.700			7.833			7.266			7.600			R1
27	618	CRISAN Ioana	ROU	D	4.600	13.600	(32)	4.900	12.600	(40)	5.500	11.233	(52)	5.000	<u>12.800</u>	(26)	50.233
				E	9.000			7.700			5.733			7.800			R2
28	511	NEKRASOVA Marina	AZE	D	5.000	<u>14.108</u>	(18)	4.500	11.933	(54)	5.100	11.766	(37)	5.000	12.166	(45)	49.973
				E	9.108			7.433			6.766	-0.1		7.466	-0.3		R3
29	568	KOVACS Zsafia	HUN	D	5.000	12.733	(79)	5.100	13.766	(20)	5.300	<u>11.533</u>	(44)	5.000	11.666	(78)	49.698
				E	7.733			8.666			6.233			6.766	-0.1		R4
30	632	KAESLIN Ilaria	SUI	D	4.600	13.533	(36)	4.700	11.933	(56)	5.300	11.733	(39)	4.600	<u>12.233</u>	(41)	49.432
				E	8.933			7.233			6.533	-0.1		7.733	-0.1		
31	635	MOKOSOVA Barbora	SVK	D	4.600	13.533	(36)	4.800	<u>12.900</u>	(34)	4.900	10.600	(72)	4.600	12.100	(50)	49.133
				E	8.933			8.100			5.700			7.500			
32	508	MADER Jasmin	AUT	D	4.600	13.466	(41)	4.800	11.766	(62)	4.600	<u>11.633</u>	(42)	4.200	12.100	(48)	48.965
				E	8.866			6.966			7.033			7.900			
33	547	RODRIGUEZ RODRIGU.	ESP	D	4.000	<u>12.633</u>	(81)	4.700	11.433	(70)	4.800	12.066	(29)	4.400	12.700	(29)	48.832
				E	8.633			6.733			7.266			8.300			
34	621	CUMMINS Claudia	RSA	D	4.600	<u>13.433</u>	(43)	4.500	11.933	(54)	4.500	11.366	(50)	4.400	11.700	(76)	48.432
				E	8.833			7.433			6.866			7.300			
35	528	ARDILA GARCIA Dayana	COL	D	5.000	13.933	(22)	4.300	11.466	(69)	4.300	10.666	(69)	4.700	<u>12.233</u>	(42)	48.298
				E	8.933			7.166			6.366			7.633	-0.1		
36	540	ELZEINY Sherine	EGY	D	4.600	13.433	(43)	5.300	13.533	(22)	4.500	9.566	(98)	4.700	<u>11.466</u>	(84)	47.998
				E	8.833			8.233			5.566	-0.5		6.866	-0.1		
37	573	SAZONOVA Irina	ISL	D	4.600	<u>13.166</u>	(66)	4.700	12.433	(44)	4.700	10.300	(79)	4.600	12.033	(56)	47.932
				E	8.566			7.733			5.600			7.433			
38	503	PISOS Agustina	ARG	D	4.600	12.966	(72)	5.000	11.966	(53)	4.900	<u>11.000</u>	(61)	4.200	11.966	(61)	47.898
				E	8.366			6.966			6.100			7.766			
39	622	DARIES Naveen	RSA	D	4.600	<u>13.400</u>	(47)	4.600	11.233	(77)	4.500	11.166	(55)	4.500	12.000	(57)	47.799
				E	8.800			6.633			6.666			7.500			
40	629	HRIBAR Lucija	SLO	D	4.600	13.333	(54)	4.300	<u>12.600</u>	(39)	4.800	10.133	(83)	4.100	11.700	(74)	47.766
				E	8.733			8.300			5.333			7.600			
41	505	FOLINO Talia	AUS	D	4.600	13.400	(47)	5.000	13.200	(28)	4.700	10.933	(63)	4.600	<u>10.166</u>	(105)	47.699
				E	8.800			8.200			6.333	-0.1		5.566			
42	510	INSHINA Yuliya	AZE	D	4.600	<u>13.366</u>	(52)	4.400	11.666	(64)	5.000	10.433	(75)	4.700	12.200	(44)	47.665
				E	8.766			7.266			5.533	-0.1		7.500			
43	592	KIM Jury	KOR	D	4.600	13.433	(43)	4.000	10.366	(95)	4.800	<u>11.433</u>	(46)	4.900	12.133	(46)	47.365
				E	8.833			6.366			6.633			7.333	-0.1		
44	600	MATA Victoria	MEX	D	4.400	<u>13.333</u>	(54)	4.000	11.700	(63)	4.100	10.366	(77)	4.500	11.966	(63)	47.365
				E	8.933			7.700			6.266			7.466			
45	566	AL-SALTY Dalia	HUN	D	4.200	12.866	(74)	4.300	11.766	(61)	5.000	<u>10.800</u>	(67)	4.700	11.733	(73)	47.165
				E	8.666			7.466			5.800			7.033			
46	574	SUTO-TUUHA Agnes	ISL	D	4.000	<u>12.766</u>	(75)	3.800	11.500	(67)	4.100	10.866	(64)	4.100	11.966	(60)	47.098
				E	8.766			7.700			6.766			7.866			
47	644	OSIPOVA Valeriia	UKR	D	4.600	13.533	(36)	5.300	<u>10.500</u>	(92)	5.000	10.833	(66)	4.800	12.200	(43)	47.066
				E	8.933			5.200			5.833			7.500	-0.1		
48	534	CENKOVA Veronika	CZE	D	4.000	12.700	(80)	4.400	<u>12.266</u>	(47)	4.800	10.500	(74)	4.600	11.566	(80)	47.032
				E	8.700			7.866			5.700			7.066	-0.1		







47th Artistic Gymnastics World Championships 2017
Montréal (CAN)



Women's Individual All-Around Qualification

TUE 3 OCT 2017

Results

Rank	Bib Name	NOC Code									Total
			Score	Rk Pen	Score	Rk Pen	Score	Rk Pen	Score	Rk Pen	
49	541 HUSSEIN Farah	EGY	D 4.600	12.200 (90)	5.100	11.400 (73)	5.300	11.400 (49)	4.700	<u>11.766</u> (71)	46.766
			E 7.600		6.300		6.200	-0.1	7.366	-0.3	
50	612 McGREGOR Courtney	NZL	D 4.600	<u>13.233</u> (61)	4.700	12.266 (48)	4.900	9.466 (101)	4.600	11.800 (70)	46.765
			E 8.633		7.566		4.566		7.200		
51	535 HOLASOVA Aneta	CZE	D 4.000	12.766 (75)	4.600	<u>11.133</u> (78)	5.400	10.333 (78)	4.600	12.400 (37)	46.632
			E 8.766		6.533		4.933		7.800		
52	572 BELANYI Dominiqua	ISL	D 4.000	<u>12.600</u> (83)	4.300	11.600 (66)	4.200	11.000 (60)	4.200	11.366 (87)	46.566
			E 8.600		7.300		6.800		7.266	-0.1	
53	634 STUDER Fabienne	SUI	D 4.600	13.500 (39)	4.900	11.066 (79)	4.600	9.900 (89)	4.500	<u>11.800</u> (68)	46.266
			E 8.900		6.166		5.300		7.400	-0.1	
54	549 MURTO Helmi	FIN	D 3.700	<u>12.433</u> (88)	4.300	12.500 (42)	4.000	10.500 (73)	4.400	10.500 (101)	45.933
			E 8.733		8.200		6.600	-0.1	6.300	-0.2	
55	608 SKREGELID Martine	NOR	D 4.600	13.400 (47)	4.500	<u>10.866</u> (84)	4.100	9.533 (99)	4.300	12.066 (52)	45.865
			E 8.800		6.366		5.433		7.766		
56	614 MARIANITO Mariana	POR	D 4.000	11.433 (101)	3.000	10.633 (88)	4.800	11.433 (46)	4.400	<u>12.266</u> (40)	45.765
			E 7.533	-0.1	7.633		6.633		7.966	-0.1	
57	536 JIRIKOVA Lucie	CZE	D 4.200	13.200 (62)	4.500	<u>11.366</u> (74)	4.500	9.866 (91)	4.700	11.100 (93)	45.532
			E 9.000		6.866		5.366		6.400		
58	616 PITREZ Mariana	POR	D 3.500	11.933 (93)	4.300	11.833 (59)	5.100	9.866 (92)	4.500	<u>11.833</u> (67)	45.465
			E 8.533	-0.1	7.533		4.766		7.333		
59	507 MIZZEN Rianna	AUS	D 4.600	13.266 (60)	6.000	11.866 (58)	5.200	10.166 (82)	4.700	<u>10.033</u> (106)	45.331
			E 8.666		5.866		5.066	-0.1	5.333		
60	509 MAENNERSDORFER Marlies	AUT	D 4.200	12.900 (73)	4.200	9.800 (98)	4.000	<u>10.633</u> (70)	4.200	11.966 (61)	45.299
			E 8.700		5.600		6.633		7.766		
61	577 NETZER Ofir	ISR	D 4.400	12.566 (84)	4.300	11.400 (71)	4.200	<u>10.633</u> (71)	4.500	10.500 (100)	45.099
			E 8.466	-0.3	7.100		6.433		6.300	-0.3	
62	537 HULGAARD Mette	DEN	D 4.000	12.741 (78)	4.100	<u>11.033</u> (81)	4.000	9.766 (95)	4.300	11.366 (88)	44.906
			E 8.741		6.933		5.766		7.066		
63	519 YANKOVA Yoana	BUL	D 4.000	12.633 (81)	4.200	<u>9.500</u> (100)	4.600	11.400 (48)	4.400	11.033 (94)	44.566
			E 8.633		5.300		6.800		6.733	-0.1	
64	518 GEORGIEVA Pamela	BUL	D 3.300	11.566 (98)	1.800	<u>9.033</u> (102)	5.100	11.833 (36)	4.500	12.000 (57)	44.432
			E 8.366	-0.1	7.233		6.833	-0.1	7.500		
65	652 ARRIOJAS Pamela	VEN	D 4.000	<u>12.433</u> (88)	4.200	11.466 (68)	4.400	8.166 (115)	4.400	11.700 (75)	43.765
			E 8.433		7.266		3.866	-0.1	7.400	-0.1	
66	595 DUBOVA Anastasija	LAT	D 3.700	11.666 (96)	3.900	10.366 (94)	4.600	<u>10.933</u> (62)	3.400	10.400 (103)	43.365
			E 7.966		6.466		6.433	-0.1	7.000		
67	583 ROBINSON Mackenzie	JAM	D 3.500	11.866 (94)	3.800	<u>10.033</u> (97)	4.000	9.900 (87)	3.900	11.533 (82)	43.332
			E 8.366		6.233		5.900		7.633		
68	571 NAYAK Pranati	IND	D 4.800	<u>13.400</u> (47)	3.200	10.333 (96)	4.600	10.033 (85)	4.400	9.100 (110)	42.866
			E 8.600		7.133		5.433		5.000	-0.3	
69	570 BUDDA REDDY Aruna	IND	D 4.600	<u>13.433</u> (43)	3.700	9.733 (99)	4.200	9.033 (108)	4.400	10.666 (99)	42.865
			E 8.833		6.033		4.833		6.266		
70	638 FANG Ko-Ching	TPE	D 3.700	11.666 (96)	4.100	11.300 (75)	4.100	8.933 (111)	4.100	<u>10.866</u> (97)	42.765
			E 8.266	-0.3	7.200		4.833		6.766		
71	576 KREMER Ofir	ISR	D 3.700	11.800 (95)	2.700	10.833 (85)	4.600	<u>9.066</u> (107)	4.300	9.700 (109)	41.399
			E 8.400	-0.3	8.133		4.466		5.700	-0.3	
72	598 VOSTRUCHOVAITE Agata	LTU	D 4.800	12.033 (91)	3.600	10.500 (90)	4.500	8.733 (113)	4.700	<u>10.000</u> (108)	41.266
			E 7.533	-0.3	6.900		4.233		5.400	-0.1	









47th Artistic Gymnastics World Championships 2017
Montréal (CAN)







Women's Individual All-Around Qualification
TUE 3 OCT 2017

Results

Rank	Bib Name	NOC Code						Total
				Score Rk Pen	Score Rk Pen	Score Rk Pen	Score Rk Pen	
73	597 RIBALCENKO Marija	LAT	D	4.000 11.466 (100)	3.500 7.766 (105)	4.600 <u>6.533</u> (119)	4.500 10.233 (104)	35.998
			E	7.466	4.266	2.033 -0.1	5.733	
74	548 LEINONEN Maija	FIN	D	0.000 <u>0.000</u> (103)	4.200 11.866 (57)	4.500 11.600 (43)	4.400 12.033 (55)	35.499
			E	0.000	7.666	7.100	7.633	
75	653 LEON Milca	VEN	D	3.700 <u>12.033</u> (91)	4.300 5.166 (106)	4.300 7.466 (117)	3.600 8.766 (111)	33.431
			E	8.333	1.466 -0.6	3.166	5.166	

Note:
Underlined totals indicate starting apparatus

Legend:
D Difficulty **E** Execution **Pen.** Penalty **Q** Qualified for All-Around Final **Rx** Reserve for All-Around Final
 Vault  Uneven Bars  Balance Beam  Floor Exercise

LONGINES Official Results Provider

