

2015 Winter Cup Prelims







Meet Results

Feb 19, 2015

Men / SR

Session: All







Judge's Signatures

Rank	Num	Name	Gym							AA
1	73	Paul Ruggeri III	Tm Hilton Hhonors	Diff: 6.700	5.000	5.700	5.900	6.300	6.800	
				Exec: 8.250	8.650	8.200	9.450	8.050	8.700	
				ND:						
				Final: 14.950	13.650	13.900	15.350	14.350	15.500	87.700
				Place: 5T	24	18T	1	9T	2	1
2	50	Steven Legendre	Tm Hilton Hhonors	Diff: 6.900	5.300	6.100	5.600	5.900	5.400	
				Exec: 8.750	7.750	8.750	9.600	8.850	8.700	
				ND:						
				Final: 15.650	13.050	14.850	15.200	14.750	14.100	87.600
				Place: 1	42	4	3	4T	14*	2
3	3	Donothan Bailey	UC Berkeley	Diff: 6.100	6.200	6.100	5.200	6.100	6.100	
				Exec: 8.600	9.050	7.850	9.450	8.900	7.850	
				ND:						
				Final: 14.700	15.250	13.950	14.650	15.000	13.950	87.500
				Place: 8	1T	15T	21*	2	19T	3
4	29	Donnell Whittenburg	Tm Hilton Hhonors	Diff: 6.800	6.000	6.700	5.600	6.800	6.300	
				Exec: 8.200	7.700	8.000	9.100	8.050	7.950	
				ND:						
				Final: 15.000	13.700	14.700	14.700	14.850	14.250	87.200
				Place: 4	23	5	20	3	11T	4
5	84	Marvin Kimble	Swiss Turners	Diff: 6.000	6.500	6.200	5.200	6.000	6.200	
				Exec: 7.350	8.700	9.000	9.400	8.750	7.000	
				ND:						
				Final: 13.350	15.200	15.200	14.600	14.750	13.200	86.300
				Place: 36*	3	1T	23*	4T	40T	5
6	16	Chris Brooks	Tm Hilton Hhonors	Diff: 6.100	6.100	5.800	5.600	6.400	7.100	
				Exec: 7.850	7.400	7.750	8.500	8.150	9.100	
				ND:						
				Final: 13.950	13.500	13.550	14.100	14.550	16.200	85.850
				Place: 23T	27T	26T	43T	6	1	6
7	12	Alec Yoder	InterActive	Diff: 4.900	6.200	5.800	5.200	6.000	5.400	
				Exec: 8.600	8.750	8.650	9.500	7.850	8.950	
				ND:			-0.100			
				Final: 13.500	14.950	14.450	14.600	13.850	14.350	85.700
				Place: 35	4	7T	23T	21*	10	7
8	45	Kevin Wolting	UC Berkeley	Diff: 6.000	5.700	5.200	5.600	5.500	5.900	
				Exec: 8.950	9.200	7.800	9.250	8.900	7.650	
				ND:			-0.100			
				Final: 14.950	14.900	13.000	14.750	14.400	13.550	85.550
				Place: 5T	5T	39T	19	8	28T	8
9	91	Allan Bower	Univ Oklahoma	Diff: 5.800	6.000	5.600	5.600	6.000	5.300	
				Exec: 8.400	8.900	8.000	9.400	8.250	8.100	
				ND:						
				Final: 14.200	14.900	13.600	15.000	14.250	13.400	85.350
				Place: 18	5T	23T	8*	14*	36T	9
10	26	Hunter Justus	Univ Oklahoma	Diff: 6.000	5.300	6.000	5.600	5.900	5.000	
				Exec: 7.350	8.850	8.500	9.300	8.350	8.450	
				ND:						
				Final: 13.350	14.150	14.500	14.900	14.250	13.450	84.600
				Place: 36*	13T	6	12*	14T	33T	10

2015 Winter Cup Prelims

Meet Results







Feb 19, 2015

Rank	Num	Name	Gym							AA
11	75	Akash Modi	Stanford	Diff: 6.400	5.200	5.800	5.600	6.400	5.800	
				Exec: 8.700	6.350	8.150	9.300	7.900	8.650	
				ND:						
				Final: 15.100	11.550	13.950	14.900	14.300	14.450	84.250
				Place: 3	56T	15T	12*	12T	7*	11
12	64	CJ Maestas	Univ Illinois	Diff: 5.900	5.600	6.600	5.200	4.900	6.400	
				Exec: 8.500	8.350	7.850	9.200	7.150	8.400	
				ND:						
				Final: 14.400	13.950	14.450	14.400	12.050	14.800	84.050
				Place: 12*	16T	7T	33*	63T	4	12
13	41	Danell Leyva	Tm Hilton Hhonors	Diff: 6.400	6.400	6.000	5.200	7.000	6.600	
				Exec: 7.600	8.250	6.100	9.600	8.500	6.350	
				ND:						
				Final: 14.000	14.650	12.100	14.800	15.500	12.950	84.000
				Place: 22	9T	55T	17T	1	45	13
14T	18	Robert Neff	Stanford	Diff: 5.900	5.600	5.100	5.200	5.600	5.800	
				Exec: 8.500	8.000	8.000	9.250	8.000	8.800	
				ND:						
				Final: 14.400	13.600	13.100	14.450	13.600	14.600	83.750
				Place: 12*	25T	36T	29*	32	5	14T
14T	9	Grant Breckenridge	Buffalo Grove	Diff: 5.100	4.600	4.800	5.200	5.400	5.800	
				Exec: 8.750	8.900	8.800	9.450	8.300	8.650	
				ND:						
				Final: 13.850	13.500	13.600	14.650	13.700	14.450	83.750
				Place: 27	27T	23*	21*	29T	7*	14T
16	7	Fabian DeLuna	VSSG	Diff: 6.000	4.900	6.200	5.600	6.000	4.800	
				Exec: 7.850	8.250	8.850	9.350	7.450	8.350	
				ND: -0.100						
				Final: 13.750	13.150	15.050	14.950	13.450	13.150	83.500
				Place: 29T	39*	3	10*	38T	43	16
17	83	Colin Van Wicklen	Univ Oklahoma	Diff: 6.200	4.700	5.200	5.600	6.000	5.600	
				Exec: 7.550	8.600	8.600	8.300	8.300	8.900	
				ND:			-0.100			
				Final: 13.750	13.300	13.800	13.800	14.300	14.500	83.450
				Place: 29T	33T	20T	54T	12T	6	17
18	54	Bobby Baker	Univ Illinois	Diff: 5.700	5.500	5.700	5.600	5.800	5.200	
				Exec: 7.050	8.750	8.600	9.300	6.800	9.000	
				ND:						
				Final: 12.750	14.250	14.300	14.900	12.600	14.200	83.000
				Place: 49T	11T	9T	12*	56	13	18
19	39	Kiwan Watts	Above the Bar	Diff: 5.800	5.300	5.500	5.200	5.500	5.200	
				Exec: 8.500	8.650	7.250	9.100	8.400	8.450	
				ND:			-0.100			
				Final: 14.300	13.950	12.750	14.200	13.900	13.650	82.750
				Place: 15T	16T	43T	41	19T	23T	19
20	11	Jonathan Horton	Tm Hilton Hhonors	Diff: 6.500	4.900	6.400	5.600	6.100	6.600	
				Exec: 7.850	6.250	7.900	9.300	7.800	7.100	
				ND:						
				Final: 14.350	11.150	14.300	14.900	13.900	13.700	82.300
				Place: 14	63T	9T	12*	19T	21T	20

2015 Winter Cup Prelims

Meet Results







Feb 19, 2015

Rank	Num	Name	Gym							AA
21	4	Yul Moldauer	5280 Gym	Diff: 5.800	5.800	5.200	5.200	5.800	5.400	
				Exec: 7.950	7.400	7.900	9.400	8.150	7.900	
				ND: .	.	.	-0.100	.	.	
				Final: 13.750	13.200	13.100	14.500	13.950	13.300	81.800
				Place: 29T	37T	36T	28	18	39	21
22	10	Dmitri Belanovski	Univ Michigan	Diff: 5.700	5.700	5.400	5.200	5.600	5.500	
				Exec: 8.550	7.600	7.900	9.200	7.300	7.950	
				ND:	
				Final: 14.250	13.300	13.300	14.400	12.900	13.450	81.600
				Place: 17	33T	28T	33*	49T	33T	22
23	87	Cameron Bock	SCATS	Diff: 5.700	5.600	5.200	5.200	5.400	5.400	
				Exec: 8.100	8.650	8.000	9.350	7.750	7.200	
				ND:	
				Final: 13.800	14.250	13.200	14.550	13.150	12.600	81.550
				Place: 28	11T	31T	26T	45	51T	23
24	100	Ryan Sheppard	Stanford	Diff: 5.800	5.300	5.300	5.200	6.000	5.500	
				Exec: 7.700	7.700	8.000	9.050	7.850	7.900	
				ND: -0.300	
				Final: 13.200	13.000	13.300	14.250	13.850	13.400	81.000
				Place: 41T	43	28*	40	21*	36T	24
25	53	Alex Diab	Premier	Diff: 6.100	4.500	6.000	5.200	4.800	5.400	
				Exec: 7.950	7.450	7.950	9.250	7.500	8.700	
				ND: .	.	.	-0.100	.	.	
				Final: 14.050	11.950	13.950	14.350	12.300	14.100	80.700
				Place: 20T	54	15T	36T	60	14*	25
26	38	Peter Daggett	Daggett Gym	Diff: 5.500	4.500	5.700	4.800	5.100	4.900	
				Exec: 7.650	8.800	7.350	9.100	8.550	8.750	
				ND: .	.	.	-0.100	.	.	
				Final: 13.150	13.300	13.050	13.800	13.650	13.650	80.600
				Place: 43	33T	38	54T	31	23T	26
27	81	Ryan Wangler	Classic Gym	Diff: 5.000	5.400	5.100	5.200	5.200	4.900	
				Exec: 7.750	7.850	7.750	8.850	8.650	8.600	
				ND: -0.100	
				Final: 12.650	13.250	12.850	14.050	13.850	13.500	80.150
				Place: 51T	36	41T	46	21T	31T	27
28	25	Michael Burns	Hocking Valley	Diff: 5.000	5.300	5.500	5.200	5.600	5.800	
				Exec: 7.600	8.550	6.850	9.000	8.150	7.650	
				ND: .	.	.	-0.100	.	.	
				Final: 12.600	13.850	12.350	14.100	13.750	13.450	80.100
				Place: 53*	20	50*	43T	28	33T	28
29	1	Emyre Cole	Go For It	Diff: 5.800	4.900	4.800	5.600	4.800	4.800	
				Exec: 8.250	8.550	7.900	9.400	7.700	7.650	
				ND: -0.100	
				Final: 13.950	13.450	12.700	15.000	12.500	12.450	80.050
				Place: 23T	30	45T	8*	57*	54T	29
30	14	Trevor Howard	Penn State	Diff: 6.500	4.800	6.400	5.600	5.900	5.500	
				Exec: 6.500	6.750	7.400	9.300	7.000	8.150	
				ND:	
				Final: 13.000	11.550	13.800	14.900	12.900	13.650	79.800
				Place: 45	56*	20T	12*	49T	23T	30

2015 Winter Cup Prelims

Meet Results







Feb 19, 2015

Rank	Num	Name	Gym								AA
31	90	Matthew Wenske	Cypress Academy	Diff:	6.300	4.500	5.200	5.600	5.100	4.500	
				Exec:	8.150	6.850	7.950	8.850	7.800	8.700	
				ND:							
				Final:	14.450	11.350	13.150	14.450	12.900	13.200	79.500
				Place:	11	59	33T	29T	49T	40T	31
32	70	Drew Moling	Ohio State	Diff:	5.200	5.400	6.300	5.600	5.500	5.600	
				Exec:	8.050	8.200	7.950	8.200	6.550	7.200	
				ND:				-0.300			
				Final:	13.250	13.600	14.250	13.500	12.050	12.800	79.450
				Place:	40	25T	11T	57*	63T	48T	32
33	8	Jack Boyle	Univ Iowa	Diff:	5.200	5.300	6.400	4.800	5.800	6.000	
				Exec:	7.450	7.150	6.800	9.100	7.750	7.500	
				ND:							
				Final:	12.650	12.450	13.200	13.900	13.550	13.500	79.250
				Place:	51T	49T	31T	50T	33T	31T	33
34	23	Shane Wiskus	MHG	Diff:	5.700	5.000	5.000	5.200	4.600	5.100	
				Exec:	6.500	8.400	8.150	9.400	7.600	8.450	
				ND:							
				Final:	12.200	13.400	13.150	14.600	12.200	13.550	79.100
				Place:	60	31	33T	23*	62	28T	34
35T	67	Shaun Herzog	Daggett Gym	Diff:	6.000	4.200	4.800	5.200	5.000	5.100	
				Exec:	6.300	7.900	8.800	8.250	8.250	8.850	
				ND:				-0.300			
				Final:	12.300	12.100	13.600	13.150	13.250	13.950	78.350
				Place:	58T	52	23*	60*	42T	19T	35T
35T	71	Jason Gaides	UIC	Diff:	5.700	5.300	5.300	5.200	4.700	4.500	
				Exec:	6.400	8.200	7.850	8.750	8.200	8.350	
				ND:				-0.100			
				Final:	12.100	13.500	13.150	13.850	12.900	12.850	78.350
				Place:	62T	27T	33T	52T	49T	47	35T
37	76	Tristan Burke	WOGA Frisco	Diff:	6.100	4.900	5.800	5.600	5.400	4.100	
				Exec:	7.200	8.250	6.900	9.350	7.800	6.800	
				ND:							
				Final:	13.300	13.150	12.700	14.950	13.200	10.900	78.200
				Place:	39	39*	45T	10*	44	66	37
38	22	Davis Grooms	Champions Gym	Diff:	5.000	5.200	5.300	4.800	4.800	5.100	
				Exec:	7.600	8.150	8.000	9.150	7.150	7.700	
				ND:							
				Final:	12.600	13.350	13.300	13.950	11.950	12.800	77.950
				Place:	53*	32	28*	48*	65	48T	38
39	65	Marcos Gatinho	Universal	Diff:	4.500	5.100	4.400	4.400	4.800	4.500	
				Exec:	7.650	8.000	7.950	9.000	8.500	9.050	
				ND:				-0.100			
				Final:	12.150	13.100	12.350	13.300	13.300	13.550	77.750
				Place:	61	41	50T	59	41	28T	39
40	79	Josh Zeal	Buffalo Grove	Diff:	5.000	5.000	4.500	4.800	4.900	4.000	
				Exec:	7.800	7.850	7.600	9.150	8.550	8.550	
				ND:							
				Final:	12.800	12.850	12.100	13.950	13.450	12.550	77.700
				Place:	47T	44	55T	48*	38T	53	40

2015 Winter Cup Prelims

Meet Results







Feb 19, 2015

Rank	Num	Name	Gym							AA
41	21	Jesse Glenn	Army	Diff: 5.800 Exec: 7.900 ND: . Final: 13.700 Place: 32T	4.300 8.350 . 12.650 46T	4.700 7.350 . 12.050 57	5.200 8.250 -0.300 13.150 60*	5.200 6.400 . 11.600 66	5.800 8.300 . 14.100 14T	77.250 41
42	62	Eric Klein	Daggett Gym	Diff: 5.600 Exec: 7.800 ND: -0.200 Final: 13.200 Place: 41T	4.100 7.750 . 11.850 55	4.300 7.700 . 12.000 58	5.600 8.950 . 14.550 26T	4.400 9.100 . 13.500 35T	4.400 7.500 . 11.900 62	77.000 42
43	97	Jordan King	Cypress Academy	Diff: 5.500 Exec: 6.900 ND: -0.300 Final: 12.100 Place: 62T	5.100 5.900 . 11.000 65	5.200 8.350 . 13.550 26T	5.200 8.700 . 13.900 50T	5.000 8.000 . 13.000 47T	5.200 8.200 . 13.400 36T	76.950 43
44	15	Maxim Andryushchenko	Lake Shore	Diff: 5.100 Exec: 7.150 ND: -0.300 Final: 11.950 Place: 65T	4.100 7.950 . 12.050 53	4.900 7.600 . 12.500 49	5.200 8.900 . 14.100 43T	5.000 7.700 . 12.700 55	5.100 8.500 . 13.600 26T	76.900 44
45	34	Addison Chung	NESA	Diff: 4.600 Exec: 8.150 ND: . Final: 12.750 Place: 49T	4.400 6.900 . 11.300 60	4.100 8.450 . 12.550 48	4.800 9.550 . 14.350 36T	4.000 9.000 . 13.000 47T	3.900 9.000 . 12.900 46	76.850 45
46	95	Anton Stephenson	DeVeau's	Diff: 5.500 Exec: 8.450 ND: . Final: 13.950 Place: 23T	5.300 7.450 . 12.750 45	4.500 6.000 . 10.500 63	5.600 9.550 . 15.150 4*	5.000 8.050 . 13.050 46	4.100 7.100 . 11.200 64	76.600 46
47	6	Levi Anderson	Cypress Academy	Diff: 6.100 Exec: 6.500 ND: . Final: 12.600 Place: 53T	5.100 6.150 . 11.250 61T	5.400 6.800 . 12.200 54	5.200 8.950 . 14.150 42	5.500 7.250 . 12.750 54	5.900 7.700 . 13.600 26T	76.550 47
48	74	Jonathan Zirna	Springfield	Diff: 4.900 Exec: 7.600 ND: . Final: 12.500 Place: 57	5.100 8.900 . 14.000 15	4.100 6.000 . 10.100 64	5.600 8.800 . 14.400 33T	5.300 8.250 . 13.550 33T	3.700 7.800 . 11.500 63	76.050 48
49	33	Cole Casanova	WOGA Frisco	Diff: 5.800 Exec: 6.800 ND: -0.300 Final: 12.300 Place: 58T	4.900 7.550 . 12.450 49T	5.200 7.650 . 12.850 41T	5.200 8.800 -0.300 13.700 56	4.800 7.650 . 12.450 59	4.700 7.350 . 12.050 60T	75.800 49
50	19	Christian Kalustian	Elevate Gymnastics	Diff: 4.200 Exec: 7.900 ND: . Final: 12.100 Place: 62T	3.300 7.550 . 10.850 66	4.500 7.450 . 11.950 59	5.200 9.250 . 14.450 29*	3.700 7.100 . 10.800 68	4.800 7.600 . 12.400 56T	72.550 50

2015 Winter Cup Prelims

Meet Results







Feb 19, 2015

Rank	Num	Name	Gym							AA
51	55	Vitali Kan	Swiss Turners	Diff: 5.400	4.900	4.300	5.200	4.300	2.700	
				Exec: 6.550	7.350	7.950	9.150	6.850	7.850	
				ND:						
				Final: 11.950	12.250	12.250	14.350	11.150	10.550	72.500
				Place: 65T	51	53	36T	67	67	51
52	20	Stacey Ervin	Univ Michigan	Diff: 6.700	4.800	0.000	5.600	5.200	5.000	
				Exec: 8.900	6.750	0.000	9.500	8.600	8.200	
				ND: -0.100						
				Final: 15.500	11.550	0.000	15.100	13.800	13.200	69.150
				Place: 2	56*	65*	6*	27	40T	52
53	94	Alec Robin	Univ Oklahoma	Diff: 6.100	5.800	0.000	5.600	5.400	5.500	
				Exec: 8.500	7.950	0.000	8.200	8.100	8.200	
				ND:			-0.300			
				Final: 14.600	13.750	0.000	13.500	13.500	13.700	69.050
				Place: 9T	22	65*	57*	35T	21T	53
54	85	Alexander Wilson	Ohio State	Diff: 5.500	5.200	5.500	5.600	5.700	0.000	
				Exec: 7.050	8.000	6.850	8.350	8.150	0.000	
				ND:			-0.100			
				Final: 12.550	13.200	12.350	13.850	13.850	0.000	65.800
				Place: 56	37T	50*	52T	21*	69*	54
55	63	Drew Burton	Stanford	Diff: 5.600	4.100	0.000	5.200	5.100	4.100	
				Exec: 7.450	7.050	0.000	8.900	8.150	7.000	
				ND: -0.100			-0.100			
				Final: 12.950	11.150	0.000	14.000	13.250	11.100	62.450
				Place: 46	63T	65*	47	42T	65	55
56	96	Mario Lubian	Universal	Diff: 4.900	4.200	4.400	0.000	4.800	4.900	
				Exec: 7.900	6.450	6.250	0.000	7.700	7.550	
				ND:						
				Final: 12.800	10.650	10.650	0.000	12.500	12.450	59.050
				Place: 47T	67	62	62*	57*	54T	56
57	40	Sean Senters	Stanford	Diff: 6.000	5.800	0.000	5.600	0.000	5.600	
				Exec: 8.700	8.150	0.000	9.500	0.000	8.400	
				ND: -0.100			-0.300			
				Final: 14.600	13.950	0.000	14.800	0.000	14.000	57.350
				Place: 9T	16T	65*	17T	70*	18	57
58	37	Matthew Loochtan	Univ Iowa	Diff: 5.800	0.000	5.800	5.600	5.500	0.000	
				Exec: 8.950	0.000	7.200	9.550	8.350	0.000	
				ND:						
				Final: 14.750	0.000	13.000	15.150	13.850	0.000	56.750
				Place: 7	68*	39T	4*	21T	69*	58
59	61	Danny Berardini	Univ Oklahoma	Diff: 5.400	0.000	5.200	0.000	5.600	5.900	
				Exec: 8.300	0.000	9.000	0.000	8.750	8.550	
				ND:						
				Final: 13.700	0.000	14.200	0.000	14.350	14.450	56.700
				Place: 32T	68*	13	62*	9T	7T	59
60	57	Kyle King	Univ Nebraska	Diff: 5.900	5.000	0.000	5.600	4.800	0.000	
				Exec: 8.150	7.550	0.000	9.500	8.900	0.000	
				ND:						
				Final: 14.050	12.550	0.000	15.100	13.700	0.000	55.400
				Place: 20T	48	65*	6*	29T	69*	60

2015 Winter Cup Prelims

Meet Results







Feb 19, 2015

Rank	Num	Name	Gym								AA
61	44	Anthony McCallum	USOTC	Diff:	5.800	0.000	5.400	6.000	4.400	0.000	
				Exec:	7.250	0.000	7.300	8.450	5.800	0.000	
				ND:							
				Final:	13.050	0.000	12.700	14.450	10.200	0.000	50.400
				Place:	44	68*	45T	29T	69	69*	61
62	31	Cutter Fugett	5280 Gym	Diff:	0.000	4.500	4.200	0.000	4.400	4.100	
				Exec:	0.000	8.150	7.500	0.000	7.850	7.950	
				ND:							
				Final:	0.000	12.650	11.700	0.000	12.250	12.050	48.650
				Place:	68*	46T	60	62*	61	60T	62
63	47	Ellis Mannon	Univ Minnesota	Diff:	0.000	6.400	5.000	0.000	6.000	2.100	
				Exec:	0.000	8.850	7.750	0.000	8.250	1.500	
				ND:							
				Final:	0.000	15.250	12.750	0.000	14.250	3.600	45.850
				Place:	68*	1T	43T	62*	14*	68	63
64	82	Steven Lacombe	UC Berkeley	Diff:	5.900	0.000	6.700	5.600	0.000	0.000	
				Exec:	8.400	0.000	8.500	8.850	0.000	0.000	
				ND:				-0.100			
				Final:	14.300	0.000	15.200	14.350	0.000	0.000	43.850
				Place:	15T	68*	1T	36T	70*	69*	64
65	43	Adrian de los Angeles	Univ Michigan	Diff:	0.000	5.600	5.300	0.000	6.100	0.000	
				Exec:	0.000	9.300	8.600	0.000	8.400	0.000	
				ND:							
				Final:	0.000	14.900	13.900	0.000	14.500	0.000	43.300
				Place:	68*	5T	18T	62*	7	69*	65
66	88	Alex Johnson	Ohio State	Diff:	0.000	0.000	5.300	0.000	5.700	5.900	
				Exec:	0.000	0.000	8.400	0.000	8.150	8.350	
				ND:							
				Final:	0.000	0.000	13.700	0.000	13.850	14.250	41.800
				Place:	68*	68*	22	62*	21*	11T	66
67	17	Nicholas Hunter	Univ Michigan	Diff:	0.000	5.700	0.000	0.000	6.200	5.900	
				Exec:	0.000	8.250	0.000	0.000	7.300	8.150	
				ND:							
				Final:	0.000	13.950	0.000	0.000	13.500	14.050	41.500
				Place:	68*	16T	65*	62*	35T	17	67
68	2	Joshua Dixon	Tm Hilton Hhonors	Diff:	6.200	0.000	0.000	5.900	0.000	5.900	
				Exec:	7.550	0.000	0.000	9.500	0.000	6.900	
				ND:	-0.400			-0.100			
				Final:	13.350	0.000	0.000	15.300	0.000	12.800	41.450
				Place:	36T	68*	65*	2	70*	48T	68
69	35	Brian Knott	Stanford	Diff:	0.000	6.000	0.000	0.000	6.000	5.800	
				Exec:	0.000	8.650	0.000	0.000	8.350	6.350	
				ND:							
				Final:	0.000	14.650	0.000	0.000	14.350	12.150	41.150
				Place:	68*	9T	65*	62*	9T	59	69
70	59	Sam Mikulak	Tm Hilton Hhonors	Diff:	0.000	6.000	0.000	0.000	6.200	6.600	
				Exec:	0.000	8.150	0.000	0.000	7.900	6.000	
				ND:							
				Final:	0.000	14.150	0.000	0.000	14.100	12.600	40.850
				Place:	68*	13T	65*	62*	17	51T	70

2015 Winter Cup Prelims

Meet Results

Feb 19, 2015

Rank	Num	Name	Gym							AA
71	68	Logan Bradley	Univ Illinois	Diff: 4.900	5.300	0.000	0.000	0.000	5.100	
				Exec: 9.050	8.500	0.000	0.000	0.000	7.300	
				ND:						
				Final: 13.950	13.800	0.000	0.000	0.000	12.400	40.150
				Place: 23T	21	65*	62*	70*	56T	71
72	51	Nick Gaudlip	Air Force	Diff: 5.400	0.000	0.000	0.000	4.900	5.200	
				Exec: 8.150	0.000	0.000	0.000	8.000	7.850	
				ND:						
				Final: 13.550	0.000	0.000	0.000	12.900	13.050	39.500
				Place: 34	68*	65*	62*	49T	44	72
73	72	Stewart MacDonald	Sun Devil	Diff: 0.000	4.400	5.000	0.000	0.000	5.300	
				Exec: 0.000	6.850	5.750	0.000	0.000	6.950	
				ND:						
				Final: 0.000	11.250	10.750	0.000	0.000	12.250	34.250
				Place: 68*	61T	61	62*	70*	58	73
74T	30	Jordan Valdez	Univ Illinois	Diff: 0.000	0.000	0.000	0.000	5.600	5.800	
				Exec: 0.000	0.000	0.000	0.000	7.850	9.100	
				ND:						
				Final: 0.000	0.000	0.000	0.000	13.450	14.900	28.350
				Place: 68*	68*	65*	62*	38T	3	74T
74T	66	Mike Levy	Stanford	Diff: 6.100	0.000	6.000	0.000	0.000	0.000	
				Exec: 8.100	0.000	8.250	0.000	0.000	0.000	
				ND: -0.100						
				Final: 14.100	0.000	14.250	0.000	0.000	0.000	28.350
				Place: 19	68*	11T	62*	70*	69*	74T
76	58	Mike Wilner	Univ Illinois	Diff: 5.200	0.000	6.500	0.000	0.000	0.000	
				Exec: 6.400	0.000	7.550	0.000	0.000	0.000	
				ND:						
				Final: 11.600	0.000	14.050	0.000	0.000	0.000	25.650
				Place: 67	68*	14	62*	70*	69*	76
77	32	Craig Hernandez	Penn State	Diff: 0.000	6.400	0.000	0.000	0.000	0.000	
				Exec: 0.000	8.500	0.000	0.000	0.000	0.000	
				ND:						
				Final: 0.000	14.900	0.000	0.000	0.000	0.000	14.900
				Place: 68*	5T	65*	62*	70*	69*	77