





2013 AT&T American Cup

Meet Results

Mar 2, 2013

Page: 1
Printed: 3/2/2013 2:54:48 PM

Women / SR
Session: 1W
Competition II

| Rank | Num | Name Country | |  |  |  |  | AA |
|------|-----|------------------------|---|---|---|---|---|-------------|
| 1 | 2 | Katelyn Ohashi USA | Diff: 5.800 Exec: 9.100 ND: Final: 14.900 Place: 2T | 5.800 6.200 8.366 | 6.200 8.366 | 6.800 8.533 | 5.800 8.600 | 59.199 1 |
| 2 | 4 | Simone Biles USA | Diff: 6.300 Exec: 9.433 ND: Final: 15.733 Place: 1 | 6.300 8.700 | 6.100 8.700 | 5.800 7.333 | 6.100 7.900 | 57.666 2 |
| 3 | 7 | Victoria Moors CAN | Diff: 5.800 Exec: 9.100 ND: Final: 14.900 Place: 2T | 5.800 9.100 | 5.300 8.266 | 5.700 8.300 | 5.900 8.700 | 57.066 3 |
| 4 | 1 | Elisabeth Seitz GER | Diff: 5.800 Exec: 8.966 ND: Final: 14.766 Place: 4 | 5.800 8.966 | 6.000 8.500 | 5.600 8.266 | 5.300 8.266 | 56.698 4 |
| 5 | 6 | Vanessa Ferrari ITA | Diff: 5.300 Exec: 9.033 ND: Final: 14.333 Place: 5 | 5.300 9.033 | 5.600 8.066 | 5.700 7.933 | 6.100 8.366 | 56.098 5 |
| 6 | 8 | Gabrielle Jupp GBR | Diff: 5.000 Exec: 8.866 ND: Final: 13.866 Place: 8 | 5.000 8.866 | 5.300 8.400 | 6.300 8.133 | 5.500 8.166 | 55.665 6 |
| 7 | 3 | Asuka Teramoto JPN | Diff: 5.300 Exec: 8.700 ND: Final: 14.000 Place: 7 | 5.300 8.700 | 5.600 8.500 | 5.400 7.966 | 4.600 8.200 | 54.266 7 |
| 8 | 5 | Maegan Chant CAN | Diff: 5.400 Exec: 8.733 ND: Final: 14.133 Place: 6 | 5.400 8.733 | 4.900 7.900 | 5.300 6.633 | 5.700 6.833 | 51.399 8 |