

# 2013 World Cup

## Meet Results

Jan 5, 2013





Page: 1

Printed: 1/5/2013 7:11:46 PM

Women / 8 / Sr 14-15

Session: 2

Judge's Signatures

Rank	Num	Name	Gym					AA
1	849	Caitlin Cooper	Westside	9.375 3	9.250 4	8.600 9	9.075 9	36.300 1
2	848	Lydia Ingram	Westside	8.950 10	9.275 2T	9.400 1	8.650 13	36.275 2
3	813	Gabriella Gould	Auburn	9.225 4	8.700 11	8.500 10	9.500 2	35.925 3
4T	836	Krissy Thomas	OGA	9.500 1	9.275 3T	7.925 16	9.150 6	35.850 4T
5T	845	Audrey Hinatsu	Riverside	8.775 14	8.850 9	9.000 4T	9.225 4	35.850 5T
6	834	Maddie Johnson	National Academy	9.400 2	8.900 8	8.850 6	8.625 14	35.775 6
7	850	Sara Tully	Westside	9.050 7	9.125 5	8.750 7	8.750 12	35.675 7
8	812	Kati Ambrose	Auburn	8.875 11T	8.150 16	9.000 5T	9.625 1	35.650 8
9	833	Kylie Reese	National Academy	9.175 5	9.100 6	8.225 12T	9.100 7T	35.600 9
10	842	Johannah Cogen	OMEGA	9.075 6	9.000 7	8.350 11	9.100 8T	35.525 10
11	820	Charlotte Foden-Vencil	MAC	8.550 15	9.525 1	8.725 8	8.600 15T	35.400 11
12	835	Sarah Gilstrap	OGA	8.875 12T	8.750 10	9.025 3	8.475 17	35.125 12
13	844	Taylor Sugg	Riverside	9.000 8T	8.500 13T	8.050 14	9.175 5	34.725 13
14	838	Jessica Maddox	OGA	8.100 19	8.500 14T	8.225 13T	8.875 11	33.700 14
15	837	Nina Caplan	OGA	8.300 17T	8.300 15	8.000 15	8.250 18	32.850 15
16	832	Shelby Davis	National Academy	8.825 13	8.000 18	7.100 20	8.900 10	32.825 16
17	828	Laurel Dawson	NWGTC	8.450 16	7.700 20	7.625 19	8.600 16T	32.375 17
18	826	Daniela Torvalds	Metro	9.000 9T	8.550 12	6.925 21	7.850 19	32.325 18
19	819	Ali Renshaw	MAC	8.300 18T	7.900 19	7.850 17	7.550 20	31.600 19
20	818	Kaitlin Campbell	MAC	— 20T	8.050 17	9.050 2	9.425 3	26.525 20
21	843	Stella Wallace	OMEGA	— 21T	— 21	7.725 18	— 21	7.725 21