

2010 Winter Cup Prelims

Meet Results







Feb 4, 2010

Page: 1
Printed: 2/4/2010 5:22 PM

Men / SR

Session: 2







Judge's Signatures

Rank	Num	Name	Gym							AA
1	16	Christopher Brooks	Oklahoma	Diff: 6.100	5.000	5.800	6.600	6.000	6.900	
				Exec: 8.300	7.550	8.850	9.700	8.800	8.700	
				ND:						
				Final: 14.400	12.550	14.650	16.300	14.800	15.600	88.300
				Place: 7	21	2	1	1	1	1
2	28	Tim Gentry	Stanford	Diff: 5.800	5.000	6.300	6.600	4.900	5.400	
				Exec: 8.850	8.550	8.600	8.300	9.100	8.200	
				ND:						
				Final: 14.650	13.550	14.900	14.900	14.000	13.600	85.600
				Place: 3T	10	1	21T	7	10	2
3	56	Alexander Naddour	Oklahoma	Diff: 5.700	5.900	4.800	6.200	5.400	5.000	
				Exec: 8.750	9.250	8.300	9.300	8.350	8.350	
				ND:						
				Final: 14.450	15.150	13.100	15.500	13.750	13.350	85.300
				Place: 6	2	17T	9	11T	14T	3
4	20	Chris Cameron	Michigan	Diff: 6.000	5.700	6.100	5.400	5.800	4.300	
				Exec: 9.050	8.650	8.100	9.000	8.700	8.000	
				ND:						
				Final: 15.050	14.350	14.200	14.400	14.500	12.300	84.800
				Place: 2	4T	5	29	3	29T	4
5	74	Mel Anton Santander	Michigan	Diff: 5.100	5.900	5.100	6.200	5.800	5.400	
				Exec: 8.450	8.250	8.600	9.250	7.900	8.500	
				ND:						
				Final: 13.550	14.150	13.700	15.450	13.700	13.900	84.450
				Place: 16	6	11T	10*	14	7	5
6T	24	Jacob Dalton	Oklahoma	Diff: 6.500	4.200	5.600	6.600	5.800	5.700	
				Exec: 7.700	7.950	8.400	9.350	8.450	8.350	
				ND: -0.400						
				Final: 13.800	12.150	14.000	15.950	14.250	14.050	84.200
				Place: 13	23	7T	6	6	5	6T
6T	50	Steven Legendre	Oklahoma	Diff: 6.800	5.400	5.600	6.600	5.800	5.400	
				Exec: 8.450	8.200	8.100	9.650	7.050	7.150	
				ND:						
				Final: 15.250	13.600	13.700	16.250	12.850	12.550	84.200
				Place: 1	9	11T	2*	17T	27	6T
8	118	John Robinson	Nebraska	Diff: 5.600	5.100	5.400	6.600	5.400	4.900	
				Exec: 8.150	8.250	8.550	9.400	8.550	7.850	
				ND:						
				Final: 13.750	13.350	13.950	16.000	13.950	12.750	83.750
				Place: 14	13	9	4T	8	22T	8
9	60	John Orozco	World Cup	Diff: 5.400	5.700	5.900	6.200	5.700	5.500	
				Exec: 7.800	7.950	8.150	9.050	8.600	7.850	
				ND: -0.100						
				Final: 13.100	13.650	14.050	15.250	14.300	13.350	83.700
				Place: 22	8	6	16	4T	14T	9
10	19	Alexander Buscaglia	Stanford	Diff: 6.500	4.000	5.500	6.400	5.300	6.500	
				Exec: 7.900	7.750	7.900	9.600	8.450	7.350	
				ND: -0.100						
				Final: 14.300	11.750	13.400	16.000	13.750	13.850	83.050
				Place: 8	26	14	4T	11T	8	10

2010 Winter Cup Prelims

Meet Results







Feb 4, 2010

Rank	Num	Name	Gym							AA
11	120	Kyle Shanahan	Nebraska	Diff: 5.700	5.400	5.200	5.400	5.100	6.000	
				Exec: 8.200	8.550	8.300	9.350	7.750	7.800	
				ND:	
				Final: 13.900	13.950	13.500	14.750	12.850	13.800	82.750
				Place: 12	7	13	27	17T	9	11
12	12	Joshua Dixon	Stanford	Diff: 6.200	5.300	5.300	6.200	5.000	5.700	
				Exec: 8.550	7.900	7.800	9.250	6.600	8.600	
				ND: -0.100	
				Final: 14.650	13.200	13.100	15.450	11.600	14.300	82.300
				Place: 3T	16	17T	10*	28	2	12
13	125	Andrew Stover	UIC	Diff: 4.800	4.500	5.200	6.200	4.700	5.400	
				Exec: 8.400	8.650	8.050	8.800	9.050	8.050	
				ND: -0.300	.	.	-0.100	.	.	
				Final: 12.900	13.150	13.250	14.900	13.750	13.450	81.400
				Place: 24	17	16	21T	11T	11	13
14T	2	Thomas Kelley	Michigan	Diff: 5.400	4.400	6.100	5.800	5.400	5.600	
				Exec: 8.050	9.100	8.150	9.100	7.550	6.000	
				ND: .	.	.	-0.100	.	.	
				Final: 13.450	13.500	14.250	14.800	12.950	11.600	80.550
				Place: 17T	11T	4	26	16	36	14T
14T	73	Paul Ruggeri III	Illinois	Diff: 5.300	4.500	4.700	6.600	6.000	6.100	
				Exec: 7.850	7.400	7.450	9.650	7.850	7.150	
				ND:	
				Final: 13.150	11.900	12.150	16.250	13.850	13.250	80.550
				Place: 21	24	23T	2*	10	16	14T
14T	49	Sean Melton	Orlando Metro	Diff: 5.600	5.000	4.900	5.800	5.200	5.200	
				Exec: 7.700	8.250	8.900	9.100	7.350	7.550	
				ND:	
				Final: 13.300	13.250	13.800	14.900	12.550	12.750	80.550
				Place: 19T	15	10	21T	21T	22T	14T
17	30	Jake Martin	Orlando Metro	Diff: 5.700	5.200	5.300	6.200	5.000	5.700	
				Exec: 8.350	7.450	8.050	9.000	7.550	6.200	
				ND:	
				Final: 14.050	12.650	13.350	15.200	12.550	11.900	79.700
				Place: 9T	18T	15	17	21T	33	17
18	59	Samuel Mikulak	SCATS	Diff: 5.400	5.000	5.500	6.600	4.600	5.500	
				Exec: 8.050	7.600	7.500	9.250	6.600	7.450	
				ND:	
				Final: 13.450	12.600	13.000	15.850	11.200	12.950	79.050
				Place: 17T	20	19	7	32	20	18
19	42	Ryan Lieberman	Stanford	Diff: 5.200	5.300	5.900	6.200	6.100	4.900	
				Exec: 6.900	7.050	6.900	8.750	8.200	7.400	
				ND:	
				Final: 12.100	12.350	12.800	14.950	14.300	12.300	78.800
				Place: 32	22	20	20	4T	29T	19
20	45	Jesse Glenn	SCATS	Diff: 5.200	4.400	4.600	6.200	4.800	5.200	
				Exec: 7.750	6.250	8.050	9.250	6.100	7.900	
				ND: -0.100	.	.	-0.100	.	.	
				Final: 12.850	10.650	12.650	15.350	10.900	13.100	75.500
				Place: 25	30	21	14T	33	17*	20

2010 Winter Cup Prelims

Meet Results







Feb 4, 2010

Rank	Num	Name	Gym							AA
21	4	Wyatt Aycok	Orlando Metro	Diff: 4.800	4.700	5.100	5.000	4.500	4.400	
				Exec: 7.850	6.700	7.050	8.700	7.700	8.350	
				ND: -0.100						
				Final: 12.550	11.400	12.150	13.700	12.200	12.750	74.750
				Place: 27T	27T	23*	32	24	22T	21
22	82	Charles Baysinger	Sun Devil	Diff: 4.600	3.500	4.800	5.400	4.200	4.500	
				Exec: 8.050	7.900	6.350	8.600	7.150	7.900	
				ND: -0.100						
				Final: 12.550	11.400	11.150	14.000	11.350	12.400	72.850
				Place: 27T	27T	27	31	29	28	22
23	100	Frank Grillo	Vitaly Scherbo	Diff: 4.200	4.400	3.500	5.400	4.600	4.500	
				Exec: 8.000	7.400	6.150	7.500	8.050	8.300	
				ND: .			-0.100			
				Final: 12.200	11.800	9.650	12.800	12.650	12.800	71.900
				Place: 29T	25	29	33	19T	21	23
24	124	Luke Stannard	Illinois	Diff: 5.800	6.700	0.000	6.200	4.900	5.300	
				Exec: 8.250	8.200	0.000	9.150	7.500	8.850	
				ND: .						
				Final: 14.050	14.900	0.000	15.350	12.400	14.150	70.850
				Place: 9T	3	30*	14T	23	4	24
25	132	Calvin Wilkerson	Sun Devil	Diff: 5.100	3.400	4.200	5.400	3.900	4.600	
				Exec: 7.400	5.700	6.150	8.650	8.200	7.250	
				ND: -0.500						
				Final: 12.000	9.100	10.350	14.050	12.100	11.850	69.450
				Place: 34	33	28	30	25T	34	25
26	96	Alex Gaudaur	Sun Devil	Diff: 4.800	3.600	0.000	5.800	4.500	3.500	
				Exec: 7.400	7.250	0.000	9.250	8.150	8.150	
				ND: .						
				Final: 12.200	10.850	0.000	15.050	12.650	11.650	62.400
				Place: 29T	29	30*	18	19T	35	26
27	39	Christian Carmona	Aerial	Diff: 5.400	4.300	0.000	5.800	4.100	4.700	
				Exec: 7.900	5.850	0.000	9.200	7.150	7.450	
				ND: .						
				Final: 13.300	10.150	0.000	15.000	11.250	12.150	61.850
				Place: 19T	31	30*	19	31	31	27
28	110	Nash Mills	Air Force	Diff: 5.300	0.000	5.200	6.200	5.300	5.000	
				Exec: 6.850	0.000	6.750	8.650	6.800	6.000	
				ND: .			-0.400	-0.300		
				Final: 12.150	0.000	11.950	14.450	11.800	11.000	61.350
				Place: 31	34*	26	28	27	37	28
29	26	Kevin Tan	Penn State	Diff: 0.000	5.700	6.400	0.000	5.700	5.500	
				Exec: 0.000	8.650	7.600	0.000	9.050	8.450	
				ND: .						
				Final: 0.000	14.350	14.000	0.000	14.750	13.950	57.050
				Place: 37*	4T	7T	34*	2	6	29
30	128	Joel Uptmor	Air Force	Diff: 5.200	0.000	5.100	6.200	0.000	4.400	
				Exec: 8.150	0.000	7.300	9.200	0.000	7.650	
				ND: -0.300						
				Final: 13.050	0.000	12.400	15.400	0.000	12.050	52.900
				Place: 23	34*	22	13	34*	32	30

2010 Winter Cup Prelims

Meet Results

Feb 4, 2010

Rank	Num	Name	Gym							AA
31	68	Tory Brown	Air Force	Diff: 5.200	0.000	0.000	6.200	4.800	4.500	
				Exec: 7.000	0.000	0.000	9.500	7.300	8.100	
				ND: -0.700			-0.100			
				Final: 11.500	0.000	0.000	15.600	12.100	12.600	51.800
				Place: 35	34*	30*	8	25T	26	31
32	22	Matthew Greenfield	Penn State	Diff: 4.700	0.000	0.000	6.200	0.000	5.200	
				Exec: 7.900	0.000	0.000	8.700	0.000	7.900	
				ND:						
				Final: 12.600	0.000	0.000	14.900	0.000	13.100	40.600
				Place: 26	34*	30*	21T	34*	17*	32
33	94	Cameron Foreman	Stanford	Diff: 5.500	0.000	0.000	0.000	5.800	5.500	
				Exec: 8.550	0.000	0.000	0.000	7.200	7.900	
				ND:						
				Final: 14.050	0.000	0.000	0.000	13.000	13.400	40.450
				Place: 9T	34*	30*	34*	15	12T	33
34	70	Josh Bradley	Sun Devil	Diff: 4.400	0.000	5.100	6.200	0.000	0.000	
				Exec: 7.650	0.000	7.050	8.700	0.000	0.000	
				ND:						
				Final: 12.050	0.000	12.150	14.900	0.000	0.000	39.100
				Place: 33	34*	23*	21T	34*	38*	34
35	108	John Martin	Stanford	Diff: 0.000	6.300	0.000	0.000	4.800	5.000	
				Exec: 0.000	7.200	0.000	0.000	6.500	8.400	
				ND:						
				Final: 0.000	13.500	0.000	0.000	11.300	13.400	38.200
				Place: 37*	11T	30*	34*	30	12T	35
36	107	Ian Makowske	Michigan	Diff: 4.700	4.400	0.000	0.000	0.000	6.000	
				Exec: 6.850	5.000	0.000	0.000	0.000	8.200	
				ND: -0.100						
				Final: 11.450	9.400	0.000	0.000	0.000	14.200	35.050
				Place: 36	32	30*	34*	34*	3	36
37	44	Kent Caldwell	Michigan	Diff: 6.000	0.000	0.000	6.400	0.000	0.000	
				Exec: 8.600	0.000	0.000	9.050	0.000	0.000	
				ND:						
				Final: 14.600	0.000	0.000	15.450	0.000	0.000	30.050
				Place: 5	34*	30*	10T	34*	38*	37
38	67	Daniel Ribeiro	Illinois	Diff: 6.000	6.600	0.000	0.000	0.000	0.000	
				Exec: 7.600	8.600	0.000	0.000	0.000	0.000	
				ND:						
				Final: 13.600	15.200	0.000	0.000	0.000	0.000	28.800
				Place: 15	1	30*	34*	34*	38*	38
39	98	Phillip Goldberg	Michigan	Diff: 0.000	5.100	5.800	0.000	0.000	0.000	
				Exec: 0.000	8.200	8.550	0.000	0.000	0.000	
				ND:						
				Final: 0.000	13.300	14.350	0.000	0.000	0.000	27.650
				Place: 37*	14	3	34*	34*	38*	39
40	47	Ryan McCarthy	Michigan	Diff: 0.000	0.000	0.000	0.000	5.600	6.300	
				Exec: 0.000	0.000	0.000	0.000	8.300	6.750	
				ND:						
				Final: 0.000	0.000	0.000	0.000	13.900	13.050	26.950
				Place: 37*	34*	30*	34*	9	19	40







2010 Winter Cup Prelims

Meet Results

Feb 4, 2010

Page: 5
Printed: 2/4/2010 5:22 PM

Men / SR
Session: 2

Rank	Num	Name	Gym							AA	
41	5	Riley Barclay	Sun Devil	Diff: 0.000	5.600	0.000	0.000	0.000	4.600		
				Exec: 0.000	7.050	0.000	0.000	0.000	8.100		
				ND:							
				Final:	0.000	12.650	0.000	0.000	0.000	12.700	25.350
				Place:	37*	18T	30*	34*	34*	25	41