







# 2010 Canadian Championships 2

## Meet Results - HP Argo Combined Men







5/25/2010 - 5/29/2010

Place	Num	Name/Gym								AA			
1	536	Justin Karstadt (1997) ON - Futures	Prelims	Diff:	5.000	5.000	5.000	5.000	5.000	5.000	85.150		
				Exec:	9.450	9.400	9.000	9.250	9.100	8.750			
				ND:	0.100				0.100				
				Final:	14.550	14.400	14.000	14.250	14.200	13.750			
			Finals	Diff:	5.000	5.000	5.000	5.000	5.000	5.000		86.450	
				Exec:	9.650	9.500	9.150	9.450	8.900	9.400			
				ND:	0.100	0.100			0.100	0.100			
				Final:	14.750	14.600	14.150	14.450	14.000	14.500			
				<b>Combined Total:</b>									<b>171.600</b>
				2	529	Nicolas Garfias (1997) BC - Twisters	Prelims	Diff:	5.000	5.000			5.000
Exec:	9.650	9.000	8.050					9.600	8.300	9.650			
ND:	0.100	0.100							0.100	0.100			
Final:	14.750	14.100	13.050					14.600	13.400	14.750			
Finals	Diff:	5.000	5.000				5.000	5.000	5.000	5.000	86.600		
	Exec:	9.800	9.650				9.450	8.800	9.100	9.600			
	ND:	0.100	0.100										
	Final:	14.900	14.750				14.450	13.800	14.100	14.600			
	<b>Combined Total:</b>							<b>171.250</b>					
	3	545	Samuel Zakutney (1998) ON - National Capita				Prelims	Diff:	5.000	5.000		5.000	5.000
Exec:				9.200	9.200	8.950		9.250	9.450	8.600			
ND:					0.100				0.100				
Final:				14.200	14.300	13.950		14.250	14.550	13.600			
Finals				Diff:	5.000	5.000	5.000	5.000	3.200	5.000	83.600		
				Exec:	9.650	9.200	9.200	9.500	7.950	9.600			
				ND:	0.100	0.100			0.100				
				Final:	14.750	14.300	14.200	14.500	11.250	14.600			
				<b>Combined Total:</b>								<b>168.450</b>	
				4	544	Casey Rogan (1998) ON - Mississauga	Prelims	Diff:	4.500	5.000		4.500	4.500
Exec:	9.650	9.300	8.350					9.300	9.650	9.600			
ND:	0.100	0.100							0.100	0.100			
Final:	14.250	14.400	12.850					13.800	14.250	14.200			
Finals	Diff:	4.500	5.000				4.500	4.500	4.500	4.500	84.600		
	Exec:	9.650	9.950				8.600	9.550	9.250	9.700			
	ND:	0.100	0.100						0.100	0.100			
	Final:	14.250	15.050				13.100	14.050	13.850	14.300			
	<b>Combined Total:</b>							<b>168.350</b>					
	5	507	Kieran Fagan (1998) AB - Capital City				Prelims	Diff:	5.000	4.500		5.000	5.000
Exec:				9.650	9.100	7.900		8.900	9.500	9.700			
ND:				0.100	0.100				0.100	0.100			
Final:				14.750	13.700	12.900		13.900	14.600	14.300			
Finals				Diff:	3.200	4.500	5.000	5.000	5.000	4.500	83.350		
				Exec:	9.350	9.400	8.650	9.200	9.350	9.800			
				ND:	0.100	0.100			0.100	0.100			
				Final:	12.650	14.000	13.650	14.200	14.450	14.400			
				<b>Combined Total:</b>								<b>167.500</b>	

# 2010 Canadian Championships 2

## Meet Results - HP Argo Combined Men







5/25/2010 - 5/29/2010

Place	Num	Name/Gym								AA			
6	538	Anthony Tawfik (1999) ON - Futures	Prelims	Diff:	4.500	4.000	5.000	4.500	4.500	4.500	81.750		
				Exec:	9.200	9.650	8.300	9.050	8.700	9.450			
				ND:	0.100	0.100	0.100	.	.	0.100			
				Final:	13.800	13.750	13.400	13.550	13.200	14.050			
			Finals	Diff:	4.500	4.000	5.000	4.500	4.500	4.500		83.150	
				Exec:	9.550	9.600	8.350	9.650	8.900	9.600			
				ND:	0.100	0.100	.	0.100	0.100	0.100			
				Final:	14.150	13.700	13.350	14.250	13.500	14.200			
				<b>Combined Total:</b>									<b>164.900</b>
				7	518	Colin Schuler Ram (1998) BC - Kerrigan	Prelims	Diff:	5.000	5.000			2.900
Exec:	8.700	8.250	9.150					8.500	8.100	9.300			
ND:	-0.200	0.100	0.100					.	.	0.100			
Final:	13.500	13.350	12.150					13.500	13.100	14.400			
Finals	Diff:	5.000	5.000				5.000	5.000	5.000	5.000	83.700		
	Exec:	9.650	9.600				8.100	8.300	8.900	8.850			
	ND:	.	0.100				.	.	0.100	0.100			
	Final:	14.650	14.700				13.100	13.300	14.000	13.950			
	<b>Combined Total:</b>							<b>163.700</b>					
	8	525	Nicolas Bourne (1998) BC - Richmond				Prelims	Diff:	5.000	4.500		5.000	5.000
Exec:				9.300	9.450	7.850		9.150	8.600	8.450			
ND:				0.100	0.100	.		.	0.100	0.100			
Final:				14.400	14.050	12.850		14.150	13.700	13.550			
Finals				Diff:	5.000	4.500	5.000	5.000	5.000	5.000	80.500		
				Exec:	9.550	7.900	7.400	8.750	8.300	9.000			
				ND:	.	.	.	.	0.100	.			
				Final:	14.550	12.400	12.400	13.750	13.400	14.000			
				<b>Combined Total:</b>								<b>163.200</b>	
				9	553	René Cournoyer (1997) QC - Gymnika	Prelims	Diff:	5.000	5.000		5.000	5.000
Exec:	9.050	8.800	7.000					9.100	8.100	9.500			
ND:	.	0.100	0.100					.	0.100	.			
Final:	14.050	13.900	12.100					14.100	13.200	14.500			
Finals	Diff:	5.000	5.000				5.000	5.000	5.000	5.000	81.050		
	Exec:	9.300	7.450				7.650	9.300	7.450	9.500			
	ND:	.	0.100				0.100	.	0.100	0.100			
	Final:	14.300	12.550				12.750	14.300	12.550	14.600			
	<b>Combined Total:</b>							<b>162.900</b>					
	10	526	Alex Cookney (1997) BC - Richmond				Prelims	Diff:	5.000	5.000		5.000	5.000
Exec:				8.150	9.100	6.750		9.050	7.850	8.450			
ND:				0.100	0.100	.		.	.	0.100			
Final:				13.250	14.200	11.750		14.050	12.850	13.550			
Finals				Diff:	5.000	5.000	5.000	5.000	5.000	5.000	82.550		
				Exec:	9.100	9.700	7.750	8.750	7.900	9.150			
				ND:	.	.	.	.	0.100	0.100			
				Final:	14.100	14.700	12.750	13.750	13.000	14.250			
				<b>Combined Total:</b>								<b>162.200</b>	

# 2010 Canadian Championships 2

## Meet Results - HP Argo Combined Men







5/25/2010 - 5/29/2010

Place	Num	Name/Gym								AA			
11	511	Sasha Semeniuk (1997) AB - Capital City	Prelims	Diff:	5.000	5.000	5.000	5.000	5.000	5.000	80.950		
				Exec:	8.100	8.050	8.450	8.800	9.300	7.750			
				ND:	0.100	0.100	0.100	.	0.100	0.100			
				Final:	13.200	13.150	13.550	13.800	14.400	12.850			
			Finals	Diff:	5.000	5.000	5.000	5.000	5.000	5.000		81.150	
				Exec:	7.850	9.650	7.150	8.200	8.950	9.150			
				ND:	0.100	0.100	.	-0.100	.	0.100			
				Final:	12.950	14.750	12.150	13.100	13.950	14.250			
				<b>Combined Total:</b>									<b>162.100</b>
				12	556	Peter Yeats (1999) QC - IMCO	Prelims	Diff:	4.500	4.000			4.000
Exec:	8.850	9.650	8.600					8.750	9.200	9.150			
ND:	0.100	0.100	0.100					.	0.100	0.100			
Final:	13.450	13.750	12.700					13.250	13.300	13.250			
Finals	Diff:	4.500	4.000				4.000	4.500	4.500	4.000	80.300		
	Exec:	9.650	9.600				8.500	8.800	8.700	9.150			
	ND:	0.100	0.100				.	.	0.100	0.100			
	Final:	14.250	13.700				12.500	13.300	13.300	13.250			
	<b>Combined Total:</b>							<b>160.000</b>					
	13	535	Ethan Chin (1999) ON - Futures				Prelims	Diff:	4.500	4.000		4.500	4.500
Exec:				7.100	9.600	8.550		9.200	8.850	9.400			
ND:				0.100	0.100	.		.	0.100	.			
Final:				11.700	13.700	13.050		13.700	12.950	13.400			
Finals				Diff:	4.500	4.000	4.500	4.500	4.000	4.000	81.450		
				Exec:	9.450	9.600	8.650	9.350	9.050	9.350			
				ND:	0.100	0.100	0.100	.	0.100	0.100			
				Final:	14.050	13.700	13.250	13.850	13.150	13.450			
				<b>Combined Total:</b>								<b>159.950</b>	
				14	524	Alexendre (Sacha) Bratty ( BC - Phoenix	Prelims	Diff:	5.000	5.000		5.000	5.000
Exec:	9.100	9.050	6.750					8.750	8.700	7.400			
ND:	0.100	0.100	.					.	.	.			
Final:	14.200	14.150	11.750					13.750	13.700	12.400			
Finals	Diff:	5.000	5.000				5.000	5.000	5.000	5.000	79.900		
	Exec:	9.550	8.800				6.750	8.250	7.250	9.000			
	ND:	0.100	0.100				.	.	.	0.100			
	Final:	14.650	13.900				11.750	13.250	12.250	14.100			
	<b>Combined Total:</b>							<b>159.850</b>					
	15	555	Xavier Doyon (1998) QC - IMCO				Prelims	Diff:	4.500	4.500		4.500	4.500
Exec:				8.350	8.950	8.800		9.500	8.850	8.550			
ND:				0.100	0.100	0.100		.	0.100	.			
Final:				12.950	13.550	13.400		14.000	13.450	13.050			
Finals				Diff:	4.500	4.500	4.500	4.500	3.700	4.500	79.100		
				Exec:	8.750	7.850	8.600	9.250	9.000	9.050			
				ND:	0.100	0.100	.	.	0.100	0.100			
				Final:	13.350	12.450	13.100	13.750	12.800	13.650			
				<b>Combined Total:</b>								<b>159.500</b>	

# 2010 Canadian Championships 2

## Meet Results - HP Argo Combined Men







5/25/2010 - 5/29/2010

Place	Num	Name/Gym									AA
16	510	Danny Schnoor (1999) AB - Capital City	Prelims	Diff:	5.000	4.000	4.500	4.500	1.900	4.000	77.750
				Exec:	8.600	9.650	7.800	9.250	9.100	9.150	
				ND:	_____	0.100	_____	0.100	0.100	_____	
				Final:	13.600	13.750	12.300	13.850	11.100	13.150	
				Final:	13.600	13.750	12.300	13.850	11.100	13.150	
			Finals	Diff:	5.000	4.000	4.500	4.500	4.000	4.000	81.250
				Exec:	8.900	9.300	8.800	9.300	8.950	9.500	
				ND:	0.100	0.100	_____	0.100	0.100	0.100	
				Final:	14.000	13.400	13.300	13.900	13.050	13.600	
				Final:	14.000	13.400	13.300	13.900	13.050	13.600	
<b>Combined Total: 159.000</b>											
17	543	Etel Baker (2000) ON - Mississauga	Prelims	Diff:	4.000	4.000	4.000	4.000	4.000	4.000	77.950
				Exec:	9.400	9.150	8.000	9.050	9.400	8.550	
				ND:	0.100	0.100	0.100	_____	0.100	_____	
				Final:	13.500	13.250	12.100	13.050	13.500	12.550	
				Final:	13.500	13.250	12.100	13.050	13.500	12.550	
			Finals	Diff:	4.000	4.000	4.000	4.000	4.000	4.000	80.900
				Exec:	9.650	9.650	9.250	9.450	9.150	9.250	
				ND:	0.100	0.100	0.100	_____	0.100	0.100	
				Final:	13.750	13.750	13.350	13.450	13.250	13.350	
				Final:	13.750	13.750	13.350	13.450	13.250	13.350	
<b>Combined Total: 158.850</b>											
18	561	Michael Thorpe (1999) SK - Queen City	Prelims	Diff:	4.000	4.000	4.000	4.500	2.600	4.000	78.750
				Exec:	9.400	9.750	8.350	9.300	9.050	9.200	
				ND:	0.100	0.100	0.100	0.100	0.100	0.100	
				Final:	13.500	13.850	12.450	13.900	11.750	13.300	
				Final:	13.500	13.850	12.450	13.900	11.750	13.300	
			Finals	Diff:	4.000	4.000	4.000	4.500	4.000	4.000	79.450
				Exec:	9.550	9.400	8.550	9.300	8.400	9.350	
				ND:	_____	0.100	0.100	_____	0.100	0.100	
				Final:	13.550	13.500	12.650	13.800	12.500	13.450	
				Final:	13.550	13.500	12.650	13.800	12.500	13.450	
<b>Combined Total: 158.200</b>											
19	505	Colton Tufts (2000) AB - Calgary	Prelims	Diff:	5.000	4.000	4.500	4.000	2.600	4.000	79.450
				Exec:	9.350	9.500	8.200	9.350	8.650	9.700	
				ND:	0.100	0.100	0.100	0.100	0.100	0.100	
				Final:	14.450	13.600	12.800	13.450	11.350	13.800	
				Final:	14.450	13.600	12.800	13.450	11.350	13.800	
			Finals	Diff:	3.800	4.000	4.500	4.000	4.000	4.000	78.600
				Exec:	9.200	9.350	8.750	8.450	8.700	9.550	
				ND:	0.100	0.100	_____	_____	0.100	_____	
				Final:	13.100	13.450	13.250	12.450	12.800	13.550	
				Final:	13.100	13.450	13.250	12.450	12.800	13.550	
<b>Combined Total: 158.050</b>											
20	527	Nicolas Apostol (1999) BC - Surrey	Prelims	Diff:	5.000	4.000	4.000	4.500	4.500	4.000	78.650
				Exec:	7.950	9.400	8.300	9.250	8.600	8.950	
				ND:	_____	0.100	_____	_____	0.100	_____	
				Final:	12.950	13.500	12.300	13.750	13.200	12.950	
				Final:	12.950	13.500	12.300	13.750	13.200	12.950	
			Finals	Diff:	5.000	4.000	4.000	4.500	4.500	4.000	79.000
				Exec:	8.250	9.100	8.450	9.350	8.400	9.050	
				ND:	_____	0.100	0.100	_____	0.100	0.100	
				Final:	13.250	13.200	12.550	13.850	13.000	13.150	
				Final:	13.250	13.200	12.550	13.850	13.000	13.150	
<b>Combined Total: 157.650</b>											

# 2010 Canadian Championships 2

## Meet Results - HP Argo Combined Men







5/25/2010 - 5/29/2010

Place	Num	Name/Gym								AA			
21	537	Jonathan Scripnick (1999) ON - Futures	Prelims	Diff:	4.500	4.000	4.500	4.500	4.000	4.500	77.350		
				Exec:	9.000	8.250	7.400	8.900	8.450	9.150			
				ND:	0.100	0.100							
				Final:	13.600	12.350	11.900	13.400	12.450	13.650			
			Finals	Diff:	4.500	4.000	4.500	4.500	4.000	4.500		80.000	
				Exec:	9.550	7.950	8.000	9.450	9.200	9.450			
				ND:	0.100	0.100	0.100		0.100				
				Final:	14.150	12.050	12.600	13.950	13.300	13.950			
				<b>Combined Total:</b>									<b>157.350</b>
				22	541	Ryan Oehrlein (1999) ON - Gold Medal Gym	Prelims	Diff:	4.500	4.000			4.000
Exec:	8.950	8.950	8.800					9.300	8.650	8.850			
ND:	0.100	0.100	0.100					0.100	0.100	0.100			
Final:	13.550	13.050	12.900					13.400	12.750	12.950			
Finals	Diff:	4.500	4.000				4.000	4.000	4.000	4.000	77.600		
	Exec:	8.500	8.950				9.200	8.500	8.350	9.300			
	ND:	0.100					0.100		0.100				
	Final:	13.100	12.950				13.300	12.500	12.450	13.300			
	<b>Combined Total:</b>							<b>156.200</b>					
	23	516	Arman Sadhra (1998) BC - Delta				Prelims	Diff:	5.000	5.000		5.000	5.000
Exec:				8.300	8.600	6.850		8.800	7.150	7.850			
ND:				-0.100	0.100				0.100				
Final:				13.200	13.700	11.850		13.800	12.250	12.850			
Finals				Diff:	5.000	5.000	5.000	5.000	5.000	5.000	77.150		
				Exec:	8.650	6.000	7.200	8.550	8.200	8.250			
				ND:		0.100	0.100			0.100			
				Final:	13.650	11.100	12.300	13.550	13.200	13.350			
				<b>Combined Total:</b>								<b>154.800</b>	
				24	547	Parker Ramsay (1997) PEI - Island Gym	Prelims	Diff:	5.000	5.000		5.000	5.000
Exec:	8.900	8.750	5.300					9.150	7.950	8.750			
ND:		0.100							0.100	0.100			
Final:	13.900	13.850	10.300					14.150	10.750	13.850			
Finals	Diff:	5.000	5.000				5.000	5.000	5.000	5.000	76.750		
	Exec:	9.000	4.950				6.950	8.700	7.900	8.850			
	ND:	0.100	0.100				0.100			0.100			
	Final:	14.100	10.050				12.050	13.700	12.900	13.950			
	<b>Combined Total:</b>							<b>153.550</b>					
	25	512	Findlay McCormick (1997) AB - Exelta				Prelims	Diff:	5.000	5.000		5.000	5.000
Exec:				8.550	8.750	7.050		9.050	7.150	8.100			
ND:				0.100	0.100				0.100	0.100			
Final:				13.650	13.850	12.050		14.050	12.250	13.200			
Finals				Diff:	5.000	5.000	5.000	5.000	3.500	5.000	73.450		
				Exec:	8.450	5.650	6.750	8.850	6.650	8.400			
				ND:		0.100			0.100				
				Final:	13.450	10.750	11.750	13.850	10.250	13.400			
				<b>Combined Total:</b>								<b>152.500</b>	

# 2010 Canadian Championships 2

## Meet Results - HP Argo Combined Men







5/25/2010 - 5/29/2010

Place	Num	Name/Gym								AA			
26	534	James Stumpo (1999) ON - East York	Prelims	Diff:	4.000	4.000	4.000	4.000	4.000	4.000	77.000		
				Exec:	9.600	9.150	8.650	9.100	8.400	7.600			
				ND:	0.100	0.100	0.100	.	0.100	0.100			
				Final:	13.700	13.250	12.750	13.100	12.500	11.700			
			Finals	Diff:	4.000	4.000	4.000	4.000	4.000	4.000		75.350	
				Exec:	9.700	7.350	8.850	9.500	8.450	7.000			
				ND:	0.100	0.100	0.100	.	0.100	0.100			
				Final:	13.800	11.450	12.950	13.500	12.550	11.100			
				<b>Combined Total:</b>									<b>152.350</b>
				27	530	Andrew Schmidt (1997) BC - Twisters	Prelims	Diff:	5.000	5.000			5.000
Exec:	8.500	7.300	6.850					9.400	7.950	8.300			
ND:	.	0.100	0.100					.	.	.			
Final:	13.500	12.400	11.950					14.400	12.950	12.800			
Finals	Diff:	5.000	5.000				5.000	5.000	5.000	5.000	73.850		
	Exec:	8.150	4.550				6.600	8.700	7.500	8.050			
	ND:	0.100	.				0.100	.	0.100	.			
	Final:	13.250	9.550				11.700	13.700	12.600	13.050			
	<b>Combined Total:</b>							<b>151.850</b>					
	28T	501	Dillon Eades (1999) AB - Calgary				Prelims	Diff:	4.500	4.000		4.500	4.000
Exec:				8.600	9.600	7.600		9.600	8.500	8.100			
ND:				0.100	0.100	.		0.100	0.100	0.100			
Final:				13.200	13.700	12.100		13.700	11.200	12.200			
Finals				Diff:	4.500	4.000	4.500	4.000	4.000	4.000	75.650		
				Exec:	8.200	9.300	8.300	8.500	8.400	7.650			
				ND:	0.100	0.100	0.100	.	.	.			
				Final:	12.800	13.400	12.900	12.500	12.400	11.650			
				<b>Combined Total:</b>								<b>151.750</b>	
				28T	509	Ethan Marsden (1998) AB - Capital City	Prelims	Diff:	4.500	4.500		4.500	4.500
Exec:	8.750	7.100	8.800					9.300	7.600	9.250			
ND:	0.100	0.100	0.100					.	0.100	0.100			
Final:	13.350	11.700	13.400					13.800	12.200	13.850			
Finals	Diff:	4.500	4.500				4.500	4.500	4.500	4.500	73.450		
	Exec:	8.500	3.650				7.700	9.300	7.400	9.600			
	ND:	.	0.100				.	.	0.100	0.100			
	Final:	13.000	8.250				12.200	13.800	12.000	14.200			
	<b>Combined Total:</b>							<b>151.750</b>					
	30	554	Tommy Barette-Hébert (19) QC - IMCO				Prelims	Diff:	5.000	5.000		5.000	5.000
Exec:				8.600	9.200	7.150		8.950	6.950	8.750			
ND:				0.100	0.100	.		-0.100	.	0.100			
Final:				13.700	14.300	12.150		13.850	10.150	13.850			
Finals				Diff:	5.000	5.000	2.900	5.000	3.200	5.000	73.650		
				Exec:	8.600	7.100	7.050	8.900	6.700	9.000			
				ND:	.	0.100	.	.	.	0.100			
				Final:	13.600	12.200	9.950	13.900	9.900	14.100			
				<b>Combined Total:</b>								<b>151.650</b>	

# 2010 Canadian Championships 2

## Meet Results - HP Argo Combined Men







5/25/2010 - 5/29/2010

Place	Num	Name/Gym								AA			
31	502	Bailey Lahure (1998) AB - Calgary	Prelims	Diff:	3.500	5.000	4.500	5.000	5.000	4.500	75.400		
				Exec:	8.550	6.850	8.600	7.450	6.550	9.500			
				ND:	0.100	0.100			0.100	0.100			
				Final:	12.150	11.950	13.100	12.450	11.650	14.100			
			Finals	Diff:	4.500	5.000	4.500	5.000	3.200	4.500		75.700	
				Exec:	8.650	6.700	8.900	7.750	7.350	9.350			
				ND:	0.100	0.100	0.100						
				Final:	13.250	11.800	13.500	12.750	10.550	13.850			
				<b>Combined Total:</b>									<b>151.100</b>
				32	557	William Emard (2000) QC - Laval-Excellenc	Prelims	Diff:	4.000	4.000			4.000
Exec:	9.300	8.550	8.050					9.350	8.650	7.500			
ND:		0.100	0.100										
Final:	13.300	12.650	12.150					13.350	12.650	11.500			
Finals	Diff:	4.000	4.000				4.000	4.000	4.000	1.800	74.350		
	Exec:	9.750	8.650				7.900	9.400	8.150	8.400			
	ND:	0.100					0.100		0.100				
	Final:	13.850	12.650				12.000	13.400	12.250	10.200			
	<b>Combined Total:</b>							<b>149.950</b>					
	33	517	Addyson Cheladyn (2000) BC - Kerrigan				Prelims	Diff:	4.500	4.000		4.500	4.500
Exec:				7.950	8.100	6.600		8.600	7.500	7.900			
ND:				0.100	0.100								
Final:				12.550	12.200	11.100		13.100	11.500	11.900			
Finals				Diff:	4.500	4.000	4.500	4.500	4.000	4.000	75.650		
				Exec:	8.250	9.250	7.300	9.150	7.900	8.000			
				ND:	0.100	0.100				0.100			
				Final:	12.850	13.350	11.800	13.650	11.900	12.100			
				<b>Combined Total:</b>								<b>148.000</b>	
				34	552	Ugo Brais Germain (1998) QC - Gymnika	Prelims	Diff:	5.000	4.500		4.500	4.500
Exec:	8.900	7.800	8.650					8.900	7.350	9.200			
ND:	0.100	0.100								0.100			
Final:	14.000	12.400	13.150					13.400	9.650	13.800			
Finals	Diff:	4.400	4.500				2.000	4.500	3.700	4.500	71.550		
	Exec:	7.950	5.100				8.950	9.550	8.700	7.500			
	ND:		0.100							0.100			
	Final:	12.350	9.700				10.950	14.050	12.400	12.100			
	<b>Combined Total:</b>							<b>147.950</b>					
	35	508	Brett Golka (1997) AB - Capital City				Prelims	Diff:	5.000	5.000		5.000	5.000
Exec:				7.550	6.000	8.000		9.450	7.100	7.750			
ND:					-1.500			0.100	0.100	0.100			
Final:				12.550	9.500	13.000		14.550	12.200	12.850			
Finals				Diff:	5.000	5.000	5.000	5.000	5.000	5.000	72.350		
				Exec:	8.050	2.650	8.150	8.600	6.100	8.600			
				ND:		0.100		-0.100	0.100	0.100			
				Final:	13.050	7.750	13.150	13.500	11.200	13.700			
				<b>Combined Total:</b>								<b>147.000</b>	

# 2010 Canadian Championships 2

## Meet Results - HP Argo Combined Men

5/25/2010 - 5/29/2010







Place	Num	Name/Gym								AA		
36	542	Andrew Pietras (1999) ON - Gold Medal Gym	Prelims	Diff:	2.500	4.000	1.500	4.000	4.000	2.300	70.650	
				Exec:	8.650	9.250	8.800	9.350	9.000	6.900		
				ND:	0.100	0.100	0.100	0.100	0.100	0.100		
				Final:	11.250	13.350	10.400	13.350	13.100	9.200		
			Finals	Diff:	4.000	4.000	4.000	4.000	4.000	2.300		
				Exec:	9.450	8.650	8.900	9.600	8.300	8.350		
				ND:	0.100	0.100	0.100	0.100	0.100	0.100		
				Final:	13.550	12.750	13.000	13.600	12.400	10.750		
				<b>Combined Total:</b>								<b>146.700</b>
				37	549	Antoine Laroche-Nantel (1997) QC - Gymélites	Prelims	Diff:	4.500	4.500		4.500
Exec:	9.200	7.950	7.600					9.250	6.600	7.850		
ND:	0.100	0.100	0.100					0.100	0.100	0.100		
Final:	13.800	12.550	12.100					13.850	9.500	12.450		
Finals	Diff:	4.500	4.500				4.500	4.500	4.500	3.500		
	Exec:	8.800	6.150				7.800	8.950	7.250	6.750		
	ND:	0.100	0.100				0.100	0.100	0.100	0.100		
	Final:	13.400	10.750				12.400	13.450	11.750	10.350		
	<b>Combined Total:</b>							<b>146.350</b>				
	38	513	Conner Trepanier (1997) AB - Exelta				Prelims	Diff:	5.000	5.000	2.900	5.000
Exec:				8.600	9.250	6.050		8.700	7.650	7.200		
ND:				0.100	0.100	0.100		0.100	0.100	0.100		
Final:				13.700	14.350	8.950		13.700	10.850	9.700		
Finals				Diff:	5.000	5.000	5.000	5.000	5.000	1.500		
				Exec:	9.200	6.900	6.700	8.500	8.300	7.950		
				ND:	0.100	0.100	0.100	0.100	0.100	0.100		
				Final:	14.300	12.000	11.700	13.500	13.400	9.450		
				<b>Combined Total:</b>							<b>145.600</b>	
				39	533	Andrew Robertson (1997) ON - East York	Prelims	Diff:	5.000	5.000	5.000	5.000
Exec:	7.750	8.800	7.600					9.250	6.300	6.050		
ND:	0.100	0.100	0.100					0.100	0.100	0.100		
Final:	12.750	13.900	12.600					14.250	9.600	10.250		
Finals	Diff:	5.000	5.000				5.000	5.000	3.200	5.000		
	Exec:	8.450	3.350				8.100	9.050	7.600	7.900		
	ND:	0.100	-1.500				0.100	0.100	0.100	0.100		
	Final:	13.450	6.850				13.100	14.050	10.900	12.900		
	<b>Combined Total:</b>							<b>144.600</b>				
	40	528	Francois Barnard (1999) BC - Twisters				Prelims	Diff:	2.500	4.000	1.500	4.500
Exec:				7.900	9.400	7.550		8.800	8.200	8.000		
ND:				0.100	0.100	0.100		0.100	0.100	0.100		
Final:				10.500	13.500	9.050		13.300	12.300	12.100		
Finals				Diff:	4.000	4.000	1.500	4.500	4.000	4.000		
				Exec:	8.900	9.100	7.900	9.550	7.100	8.850		
				ND:	0.100	0.100	0.100	0.100	0.100	0.100		
				Final:	13.000	13.200	9.400	14.150	11.100	12.950		
				<b>Combined Total:</b>							<b>144.550</b>	



# 2010 Canadian Championships 2

## Meet Results - HP Argo Combined Men







5/25/2010 - 5/29/2010

Place	Num	Name/Gym								AA			
41	500	Reilly Bowen (1999) AB - Calgary	Prelims	Diff:	4.500	4.000	4.500	4.000	4.000	2.300	69.900		
				Exec:	7.750	9.400	6.750	9.200	8.400	4.700			
				ND:	0.100	0.100	_____	0.100	0.100	_____			
				Final:	12.350	13.500	11.250	13.300	12.500	7.000			
			Finals	Diff:	4.500	4.000	4.500	4.000	4.000	4.000		73.150	
				Exec:	8.500	8.300	6.400	9.250	7.850	7.550			
				ND:	0.100	0.100	_____	_____	0.100	_____			
				Final:	13.100	12.400	10.900	13.250	11.950	11.550			
				<b>Combined Total:</b>									<b>143.050</b>
				42T	550	Thierry Pellerin (1997) QC - Gymnamic	Prelims	Diff:	5.000	5.000			5.000
Exec:	8.300	9.100	7.200					8.800	8.700	6.700			
ND:	_____	0.100	_____					_____	0.100	_____			
Final:	13.300	14.200	12.200					13.800	12.300	10.500			
Finals	Diff:	5.000	5.000				5.000	5.000	1.700	2.800	66.550		
	Exec:	8.900	8.550				7.250	9.000	7.650	0.400			
	ND:	_____	0.100				_____	_____	0.100	0.100			
	Final:	13.900	13.650				12.250	14.000	9.450	3.300			
	<b>Combined Total:</b>							<b>142.850</b>					
	42T	558	Mathieu Filion (2000) QC - Laval-Excellenc				Prelims	Diff:	4.000	4.000		4.000	4.000
Exec:				8.550	9.400	7.950		8.650	8.600	4.400			
ND:				0.100	0.100	_____		_____	_____	_____			
Final:				12.650	13.500	11.950		12.650	12.600	6.900			
Finals				Diff:	4.000	4.000	4.000	4.000	4.000	1.800	72.600		
				Exec:	8.800	8.150	8.200	9.150	7.700	8.600			
				ND:	0.100	_____	_____	_____	_____	0.100			
				Final:	12.900	12.150	12.200	13.150	11.700	10.500			
				<b>Combined Total:</b>								<b>142.850</b>	
				44	551	William Bourgeois (1999) QC - Gymnika	Prelims	Diff:	4.000	4.000		4.000	4.500
Exec:	8.750	9.200	7.450					8.150	7.950	8.100			
ND:	0.100	0.100	-4.100					_____	0.100	_____			
Final:	12.850	13.300	7.350					12.650	9.850	12.100			
Finals	Diff:	4.000	4.000				1.500	4.500	3.300	4.000	72.700		
	Exec:	8.900	9.000				8.200	9.200	7.650	8.150			
	ND:	0.100	0.100				_____	_____	_____	0.100			
	Final:	13.000	13.100				9.700	13.700	10.950	12.250			
	<b>Combined Total:</b>							<b>140.800</b>					
	45	560	Olivier Menezes-Thibeault ( QC - Laval-Excellenc				Prelims	Diff:	2.500	4.000		4.000	4.000
Exec:				8.350	9.250	7.400		9.050	8.500	8.100			
ND:				0.100	0.100	0.100		_____	0.100	_____			
Final:				10.950	13.350	11.500		13.050	12.600	9.400			
Finals				Diff:	4.000	4.000	1.500	4.000	4.000	1.300	69.500		
				Exec:	9.000	9.100	8.250	9.100	7.600	7.250			
				ND:	0.100	0.100	0.100	_____	0.100	_____			
				Final:	13.100	13.200	9.850	13.100	11.700	8.550			
				<b>Combined Total:</b>								<b>140.350</b>	

# 2010 Canadian Championships 2

## Meet Results - HP Argo Combined Men







5/25/2010 - 5/29/2010

Place	Num	Name/Gym								AA			
46	532	Lucas Durrant (1998) ON - East York	Prelims	Diff:	4.500	4.500	4.500	4.500	4.500	1.900	71.100		
				Exec:	8.700	7.900	7.950	9.250	7.650	7.650			
				ND:	0.100	-2.700	_____	_____	0.100	0.100			
				Final:	13.300	9.700	12.450	13.750	12.250	9.650			
			Finals	Diff:	4.500	4.500	4.500	4.500	0.800	1.900		69.100	
				Exec:	9.100	6.850	7.800	9.550	7.350	7.450			
				ND:	0.100	0.100	_____	_____	_____	0.100			
				Final:	13.700	11.450	12.300	14.050	8.150	9.450			
				<b>Combined Total:</b>									<b>140.200</b>
				47	506	Benjamin Ulmer (1997) AB - Calgary	Prelims	Diff:	5.000	5.000			5.000
Exec:	8.050	8.000	4.800					8.500	6.850	6.550			
ND:	0.100	0.100	_____					_____	_____	_____			
Final:	13.150	13.100	9.800					13.500	11.850	10.050			
Finals	Diff:	4.100	5.000				3.200	5.000	5.000	3.500	68.150		
	Exec:	7.450	5.600				7.350	8.350	6.850	6.250			
	ND:	0.100	0.100				0.100	_____	0.100	0.100			
	Final:	11.650	10.700				10.650	13.350	11.950	9.850			
	<b>Combined Total:</b>							<b>139.600</b>					
	48	548	Nathan Gamache (1999) QC - Dynamix				Prelims	Diff:	4.000	4.000		1.500	4.000
Exec:				8.850	9.300	7.800		9.000	8.450	8.150			
ND:				_____	0.100	_____		0.100	0.100	0.100			
Final:				12.850	13.400	9.300		13.100	12.550	9.550			
Finals				Diff:	4.000	4.000	1.500	4.000	3.300	2.500	68.850		
				Exec:	8.350	9.150	7.650	8.100	8.100	7.900			
				ND:	_____	0.100	_____	_____	0.100	0.100			
				Final:	12.350	13.250	9.150	12.100	11.500	10.500			
				<b>Combined Total:</b>								<b>139.600</b>	
				49	559	Laurent Gosselin Paradis ( QC - Laval-Excellenc	Prelims	Diff:	4.000	4.000		1.500	4.000
Exec:	9.050	8.700	7.500					8.900	8.400	8.850			
ND:	_____	0.100	0.100					_____	_____	_____			
Final:	13.050	12.800	9.100					12.900	11.000	10.650			
Finals	Diff:	4.000	4.000				1.500	4.000	3.300	1.800	69.550		
	Exec:	9.450	8.100				7.550	9.500	7.450	8.600			
	ND:	0.100	0.100				_____	_____	_____	0.100			
	Final:	13.550	12.200				9.050	13.500	10.750	10.500			
	<b>Combined Total:</b>							<b>139.050</b>					
	50	546	Alex Mann (1998) PEI - Island Gym				Prelims	Diff:	4.500	4.500		5.000	5.000
Exec:				7.450	8.400	6.500		9.150	6.950	3.050			
ND:				0.100	0.100	_____		_____	_____	_____			
Final:				12.050	13.000	11.500		14.150	10.950	6.550			
Finals				Diff:	4.500	4.500	5.000	5.000	5.000	1.900	69.800		
				Exec:	8.900	5.500	6.200	9.150	6.250	7.700			
				ND:	0.100	0.100	_____	_____	_____	_____			
				Final:	13.500	10.100	11.200	14.150	11.250	9.600			
				<b>Combined Total:</b>								<b>138.000</b>	

# 2010 Canadian Championships 2

## Meet Results - HP Argo Combined Men

5/25/2010 - 5/29/2010

Place	Num	Name/Gym								AA		
51	540	Jeremy Meneses (1999) ON - Gold Medal Gym	Prelims	Diff:	4.000	4.000	1.500	4.000	4.000	4.000	68.000	
				Exec:	8.000	9.000	6.750	9.100	7.100	5.950		
				ND:	0.100	0.100	0.100	0.100	0.100	0.100		
				Final:	12.100	13.100	8.350	13.200	11.200	10.050		
			Finals	Diff:	4.000	4.000	4.000	4.000	4.000	2.300		
				Exec:	8.200	8.500	7.400	8.450	7.450	5.900		
				ND:	0.100	0.100	0.100	0.100	0.100	0.100		
				Final:	12.300	12.600	11.500	12.450	11.550	8.200		
				<b>Combined Total:</b>								<b>136.600</b>
				<b>Final Total:</b>								<b>68.600</b>
52	503	Duncan McDonald (1999) AB - Calgary	Prelims	Diff:	4.500	4.000	4.500	4.000	4.000	1.500	68.100	
				Exec:	8.650	8.700	6.550	8.900	7.950	4.550		
				ND:	0.100	0.100	0.100	0.100	0.100	0.100		
				Final:	13.250	12.800	11.050	12.900	11.950	6.150		
			Finals	Diff:	3.500	4.000	4.500	4.000	4.000	0.000		
				Exec:	7.850	9.400	6.700	8.400	7.900	0.000		
				ND:	0.100	0.100	0.100	0.100	0.100	5.250		
				Final:	11.450	13.500	11.200	12.400	12.000	5.250		
				<b>Combined Total:</b>								<b>133.900</b>
				<b>Final Total:</b>								<b>65.800</b>
53	531	Griffin Brophy (1998) NFL - Cygnus	Prelims	Diff:	4.500	4.500	4.500	4.500	3.500	4.500	68.600	
				Exec:	9.000	7.250	6.650	9.450	6.700	7.150		
				ND:	0.100	-3.700	0.100	0.100	0.100	0.100		
				Final:	13.600	8.050	11.150	13.950	10.200	11.650		
			Finals	Diff:	4.500	4.500	2.000	4.500	0.100	3.200		
				Exec:	8.850	3.800	5.850	9.350	6.750	7.250		
				ND:	0.100	-3.000	0.100	0.100	-0.100	0.100		
				Final:	13.450	5.300	7.850	13.950	6.750	10.450		
				<b>Combined Total:</b>								<b>126.350</b>
				<b>Final Total:</b>								<b>57.750</b>